

Customer Information Sheet

DRAWING No.: M83-LFT200NXX-0000-000

SHEET 2 OF 2

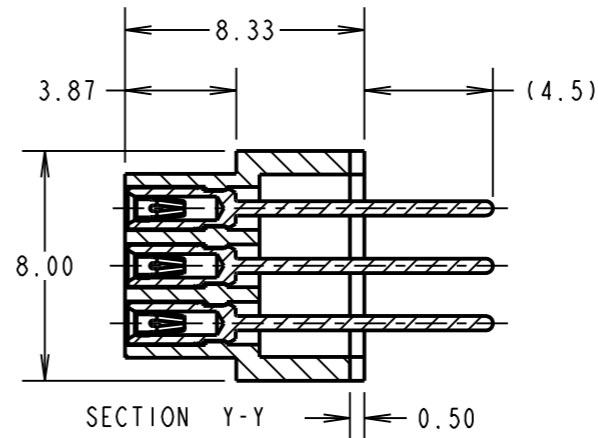
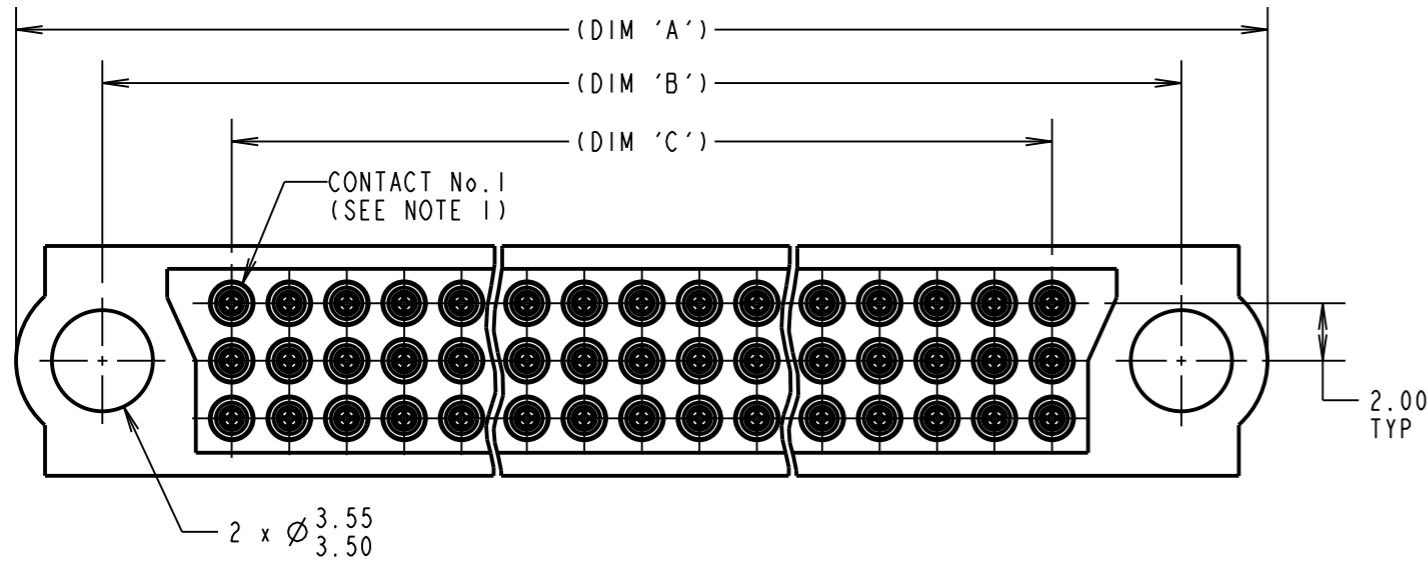
IF IN DOUBT - ASK

(C)

NOT TO SCALE

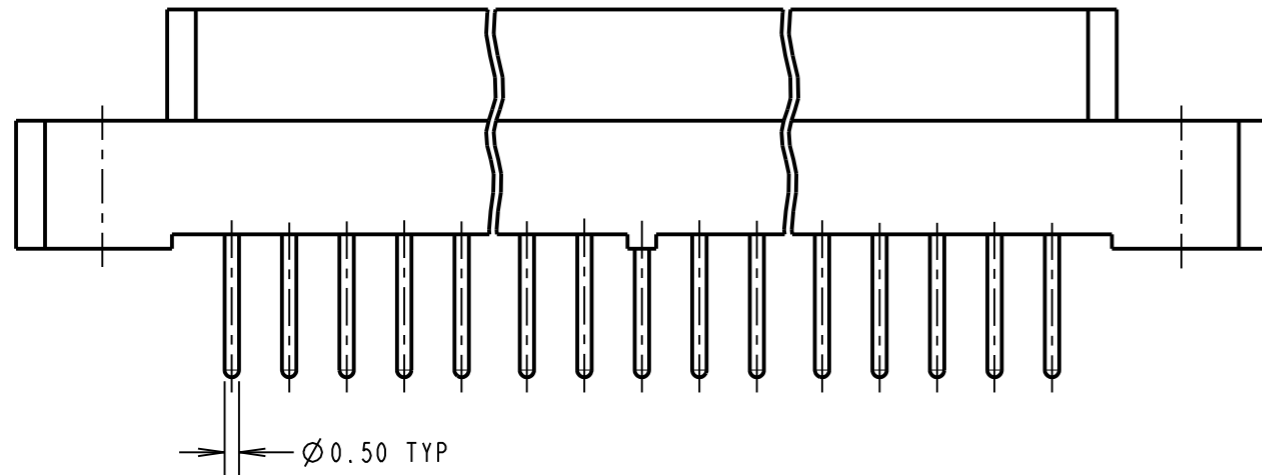
THIRD ANGLE PROJECTION

ALL DIMENSIONS IN mm



SPECIFICATIONS:

- MATERIAL:**
 MOULDING = GLASS-FILLED PPS, UL94V-0, BLACK
 CONTACT CLIP = BERYLLIUM COPPER
 CONTACT SHELL = BRASS
- FINISH:**
 CONTACT CLIP = 0.3µ GOLD
 CONTACT SHELL = 0.25-0.3µ GOLD OVER
 1.0 - 2.0µ NICKEL
- ELECTRICAL:**
 CURRENT RATING AT 25°C = 3.0A MAX
 CURRENT RATING AT 85°C = 2.2A MAX
 WORKING VOLTAGE = 120V AC/DC
 VOLTAGE PROOF = 360V AC/DC
 INSULATION RESISTANCE = 100MΩ MIN
 CONTACT RESISTANCE = 25mΩ MAX
- MECHANICAL:**
 DURABILITY = 500 OPERATIONS
 INSERTION FORCE = 1.0N MAX
 WITHDRAWAL FORCE = 0.2N MIN
- ENVIRONMENTAL:**
 TEMPERATURE RANGE = -55°C TO +125°C
- PACKING:**
 TRAY



- NOTES:**
 1. FROM No. 1 POSITION, CONTACTS NUMBERED IN SEQUENCE FROM LEFT TO RIGHT AND FROM TOP ROW TO BOTTOM ROW

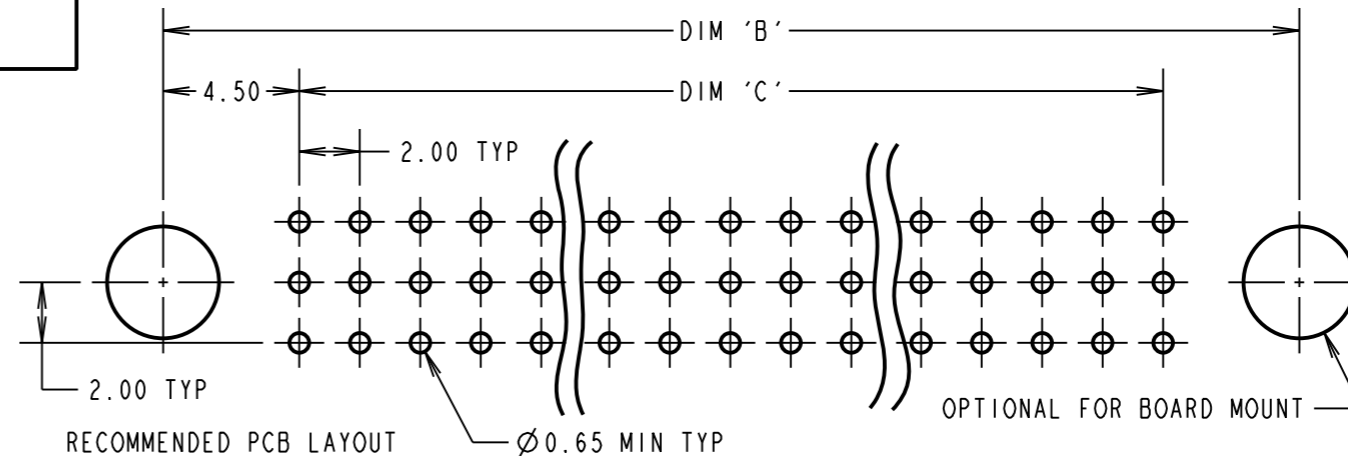
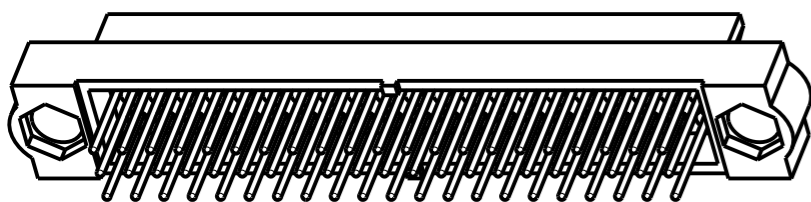
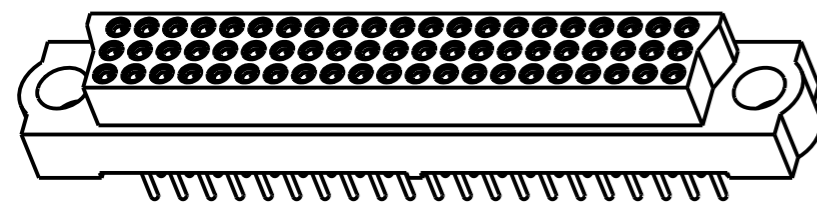
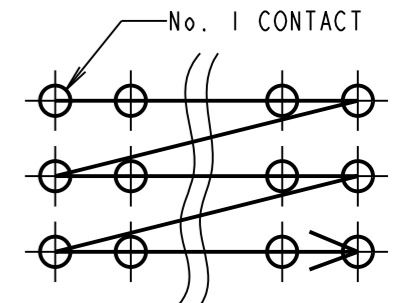
FOR COMPLETE SPECIFICATION, SEE COMPONENT SPECIFICATION C005XX (LATEST ISSUE)

ORDER CODE:
M83-LFT200NXX-0000-000

TOTAL No. OF WAYS
 18, 24, 27, 36, 48, 51, 60, 63, 78, 96

DIMENSION	CALCULATION
DIM 'A'	((TOTAL No. OF CONTACTS / 3) x 2) + 13
DIM 'B'	((TOTAL No. OF CONTACTS / 3) x 2) + 7
DIM 'C'	((TOTAL No. OF CONTACTS / 3) x 2) - 2

EXAMPLE: CONNECTOR WITH 27 CONTACTS,
 M83-LFT200N27-0000-000
 DIM 'A' = 31.00, DIM 'B' = 25.00, DIM 'C' = 16.00



SB	3	22.03.12	11687
NAME	ISS.	DATE	C/NOTE
APPROVED:		S.BENNETT	
CHECKED:		S.FLOWER	
DRAWN:		S.BENNETT	
CUSTOMER REF.:			
ASSEMBLY DRG:			

HARWIN
 www.harwin.com
 technical@harwin.com

THIS DRAWING AND ANY INFORMATION OR DESCRIPTIVE MATTER SET OUT HEREON ARE CONFIDENTIAL AND COPYRIGHT PROPERTY OF THE HARWIN GROUP AND MUST NOT BE DISCLOSED, LOANED, COPIED OR USED FOR MANUFACTURING, TENDERING OR FOR ANY OTHER PURPOSE WITHOUT THEIR WRITTEN PERMISSION.

TOLERANCES
 X. = ±1mm
 X.X = ±0.25mm
 X.XX = ±0.10mm
 X.XXX = ±0.01mm
 ANGLES = ±5°
 UNLESS STATED

MATERIAL:
 SEE ABOVE

FINISH:
 SEE ABOVE

S/AREA:
 mm²

TITLE:
 DATAMATE
 3-ROW VERTICAL FEMALE ASSY

DRAWING NUMBER:
M83-LFT200NXX-0000-000

SHT 2 OF 2