

# Customer Information Sheet

DRAWING No.: M80-FB1XX68FC-XXXXL

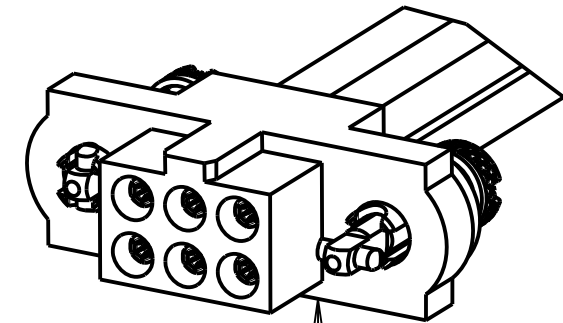
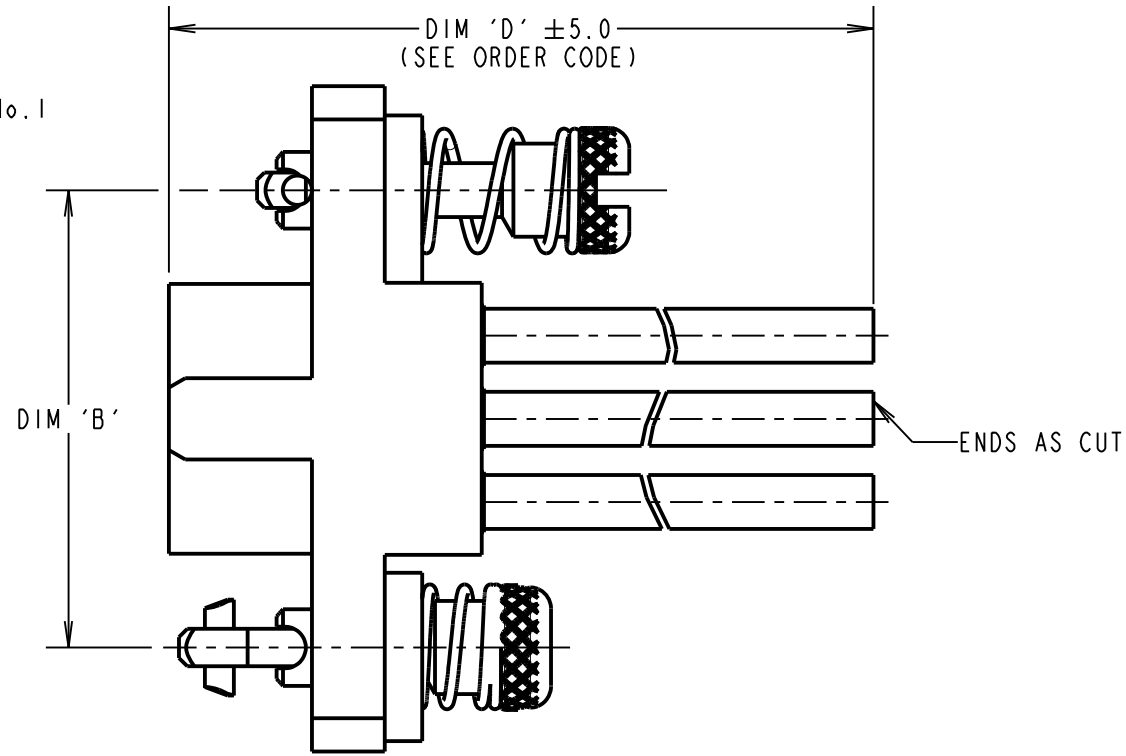
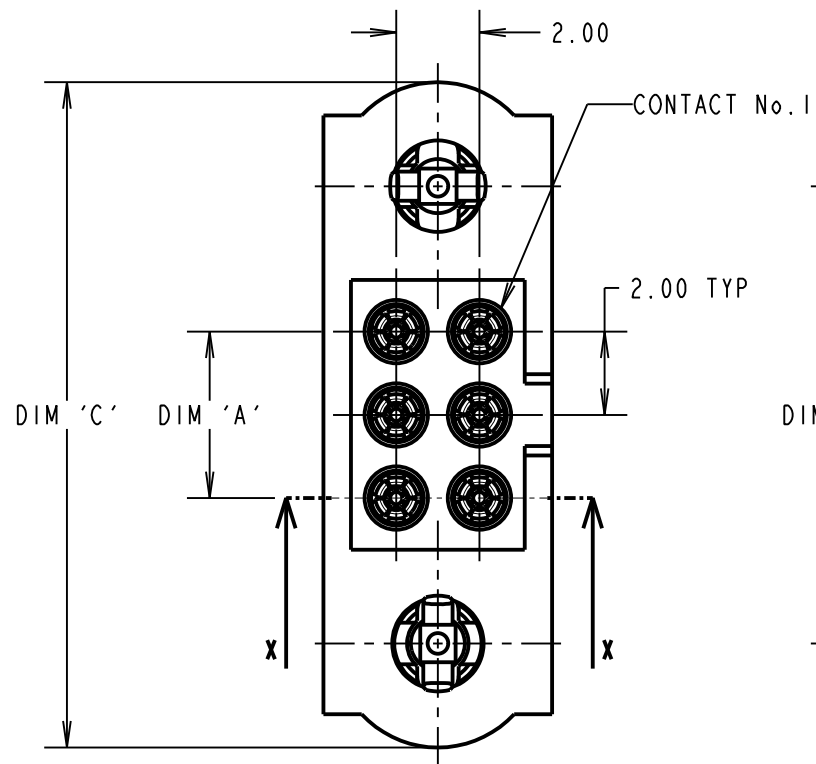
IF IN DOUBT - ASK

©

NOT TO SCALE

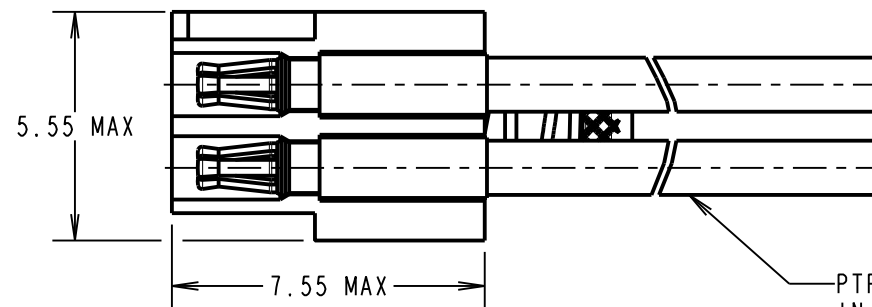
THIRD ANGLE PROJECTION

ALL DIMENSIONS IN mm



FEMALE MOULDING (1-OFF):  
SEE ORDER CODE FOR  
TOTAL No. OF CONTACTS

SECTION X-X



PTFE WIRE: 22AWG  
IN ACCORDANCE WITH COMPONENT  
SPECIFICATION C049XX

| CONTACT No. | WIRE COLOUR |
|-------------|-------------|
| 1           | BLACK       |
| 2           | BROWN       |
| 3           | RED         |
| 4           | ORANGE      |
| 5           | YELLOW      |
| 6           | GREEN       |
| 7           | BLUE        |
| 8           | VIOLET      |
| 9           | GREY        |
| 10          | WHITE       |

WIRE COLOURS REPEAT IN ABOVE  
ORDER FOR ASSEMBLIES OVER 10 CONTACTS

NOTES:

- CABLE ASSEMBLIES WILL BE PACKED IN BAGS OF 10.
- FOR COMPLETE SPECIFICATION, SEE COMPONENT SPECIFICATION C005XX (LATEST ISSUE) AND C049XX (LATEST ISSUE).

| DIMENSION | MEASUREMENT                  |
|-----------|------------------------------|
| DIM 'A'   | TOTAL No. OF CONTACTS - 2.00 |
| DIM 'B'   | TOTAL No. OF CONTACTS + 5.00 |
| DIM 'C'   | TOTAL No. OF CONTACTS + 10.0 |

EXAMPLE PART No. :  
10 CONTACT CONNECTOR WITH 150mm OF 22AWG WIRE =  
M80-FB11068FC-0150L  
50 CONTACT CONNECTOR WITH 450mm OF 22AWG WIRE =  
M80-FB15068FC-0450L

ORDER CODE:

**M80-FB1XX68FC-XXXXL**

TOTAL No. OF CONTACTS:  
06, 10, 14, 20, 26,  
34, 42, 50.

DIM 'D' LENGTH:  
0060 = 60mm MIN  
9999 = 9999mm MAX  
(SEE TABLE FOR EXAMPLES)

STOCKED CABLE LENGTHS:  
0150 = 150mm  
0300 = 300mm  
0450 = 450mm

|                      |      |          |        |
|----------------------|------|----------|--------|
| RTP                  | 2    | 17.09.18 | 21516  |
| NAME                 | ISS. | DATE     | C/NOTE |
| APPROVED: R.PORTLOCK |      |          |        |
| CHECKED: S.FLOWER    |      |          |        |
| DRAWN: R.PORTLOCK    |      |          |        |
| CUSTOMER REF.:       |      |          |        |
| ASSEMBLY DRG:        |      |          |        |

**HARWIN**

www.harwin.com  
technical@harwin.com

THIS DRAWING AND ANY  
INFORMATION OR DESCRIPTIVE  
MATTER SET OUT HEREON ARE  
CONFIDENTIAL AND COPYRIGHT  
PROPERTY OF THE HARWIN  
GROUP AND MUST NOT BE  
DISCLOSED, LOANED, COPIED  
OR USED FOR MANUFACTURING,  
TENDERING OR FOR ANY  
OTHER PURPOSE WITHOUT  
THEIR WRITTEN PERMISSION.

TOLERANCES  
X. = ±1mm  
X.X = ±0.50mm  
X.XX = ±0.10mm  
X.XXX = ±0.01mm  
ANGLES = ±5°  
UNLESS STATED

MATERIAL:  
SEE ABOVE  
FINISH: SEE ABOVE  
S/AREA: mm<sup>2</sup>

TITLE: M80 FEMALE T-CONTACT  
SINGLE-ENDED CABLE  
ASSY WITH 10 ILOK JACKSCREWS  
DRAWING NUMBER:  
**M80-FB1XX68FC-XXXXL**  
SHT 2 OF 2