

Customer Information Sheet

DRAWING No.: M80-706XXXX

IF IN DOUBT - ASK

©

NOT TO SCALE

THIRD ANGLE PROJECTION

ALL DIMENSIONS IN mm

SPECIFICATIONS:

MATERIALS:

MOULDING = POLYAMIDE 46 UL94V-0
 CONTACT CLIP = BERYLLIUM COPPER
 CONTACT SHELL = BRASS

FINISH (ALL OVER NICKEL):

01 = 3.5 - 5.0µm 100% TIN BODY, 0.30µm GOLD CLIP
 05 = 0.25 - 0.30µm GOLD BODY, 0.30µm GOLD CLIP

ELECTRICAL:

CURRENT RATING AT 25°C = 3.0A MAX
 CURRENT RATING AT 85°C = 2.2A MAX
 VOLTAGE PROOF = 360V AC/DC
 CONTACT RESISTANCE:
 INITIAL = 20mΩ MAX
 AFTER CONDITIONING = 25mΩ MAX
 INSULATION RESISTANCE:
 INITIAL = 1000MΩ MIN
 AFTER CONDITIONING = 100MΩ MIN

MECHANICAL:

DURABILITY = 500 OPERATIONS
 INSERTION FORCE = 2.8N MAX, 1.0N MIN
 WITHDRAWAL FORCE = 1.8N MAX, 0.2N MIN

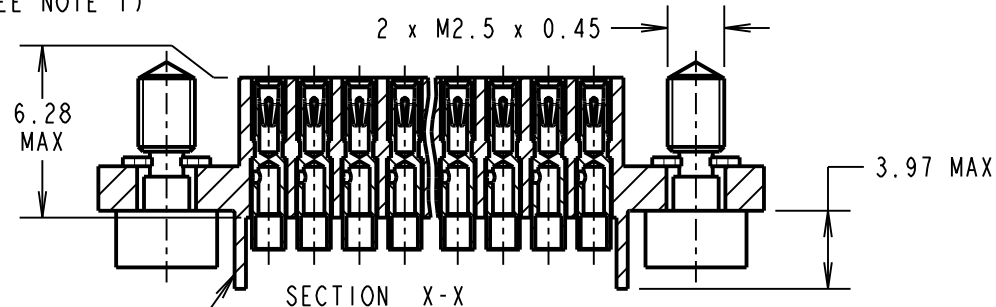
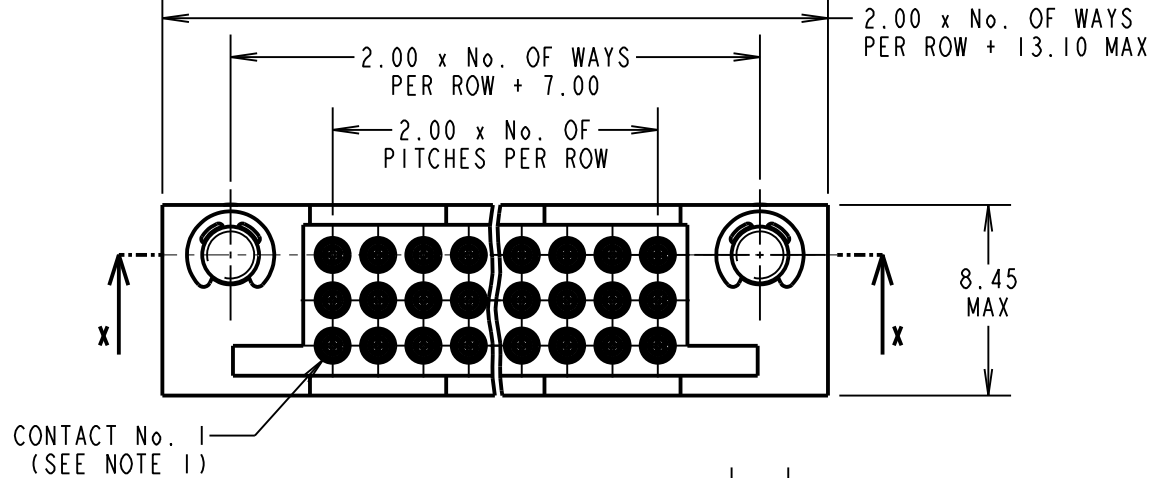
ENVIRONMENTAL:

TEMPERATURE RANGE = -55°C TO +125°C

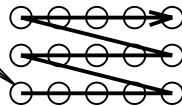
PACKING:

TRAYS

FOR COMPLETE SPECIFICATION, SEE
 COMPONENT SPECIFICATION C017XX (LATEST ISSUE)



No. 1 CONTACT (SEE NOTE 1)



NOTES:

- FROM No. 1 POSITION, CONTACTS NUMBERED IN SEQUENCE FROM LEFT TO RIGHT AND FROM BOTTOM ROW TO TOP ROW.
- RECOMMENDED WIRE TYPE = BS 3G 210 TYPE A, PTFE INSULATED, MAX INSULATION DIAMETER = Ø1.10mm. STRIP WIRE BY 2.00mm.
- RECOMMENDED HAND CRIMP TOOL = M22520/2-01 WITH POSITIONER T5747. REFER TO TOOLING INSTRUCTION SHEET IS-01 FOR COMPLETE CRIMPING INSTRUCTIONS.
- CONTACT INSERTION AND EXTRACTION TOOL = Z80-280. REFER TO TOOLING INSTRUCTION SHEET IS-25 FOR ASSEMBLY INSTRUCTIONS.
- CONNECTOR SUPPLIED WITH CONTACTS LOOSE.

ORDER CODE:

M80-706XXXX

TOTAL No. OF CONTACTS
 27, 36, 45, 51, 63

FINISH:
 05 - GOLD BODY, GOLD CLIP
 01 - 100% TIN BODY, GOLD CLIP
 POTTING WALLS
 BLANK - POTTING WALLS
 A = REMOVE POTTING WALLS

MGP	10	04.05.20	22344
NAME	ISS.	DATE	C/NOTE
APPROVED: MGP			
CHECKED: RP			
DRAWN: W. J. BOURNE			
CUSTOMER REF.:			
ASSEMBLY DRG:			

HARWIN

www.harwin.com
 technical@harwin.com

THIS DRAWING AND ANY INFORMATION OR DESCRIPTIVE MATTER SET OUT HEREON ARE CONFIDENTIAL AND COPYRIGHT PROPERTY OF THE HARWIN GROUP AND MUST NOT BE DISCLOSED, LOANED, COPIED OR USED FOR MANUFACTURING, TENDERING OR FOR ANY OTHER PURPOSE WITHOUT THEIR WRITTEN PERMISSION.

TOLERANCES
 X. = ±1mm
 X.X = ±0.50mm
 X.XX = ±0.20mm
 X.XXX = ±0.01mm
 ANGLES = ±5°
 UNLESS STATED

MATERIAL:

SEE ABOVE

FINISH: SEE ABOVE

S/AREA: mm²

TITLE: 3-ROW DATAMATE
 FEMALE CRIMP SOCKET ASSY
 (LARGE BORE) + JACKSCREWS

DRAWING NUMBER:

M80-706XXXX

SHT
 2 OF 2