

Customer Information Sheet

DRAWING No.: M80-5L21222M7-04-334-00-000

SHEET 2 OF 2

IF IN DOUBT - ASK

©

NOT TO SCALE

THIRD ANGLE PROJECTION

ALL DIMENSIONS IN mm

SPECIFICATIONS:

MATERIAL:
MOULDING: GLASS FILLED PPS, UL94V-0, BLACK
SIGNAL CONTACT: PHOSPHOR BRONZE
POWER CONTACT: COPPER ALLOY
JACKSCREW, SCREW: STAINLESS STEEL

FINISH:
SIGNAL CONTACT:
0.75µ GOLD ON CONTACT AREA,
3µ 90/10 TIN/LEAD ON TAILS
POWER CONTACT: GOLD

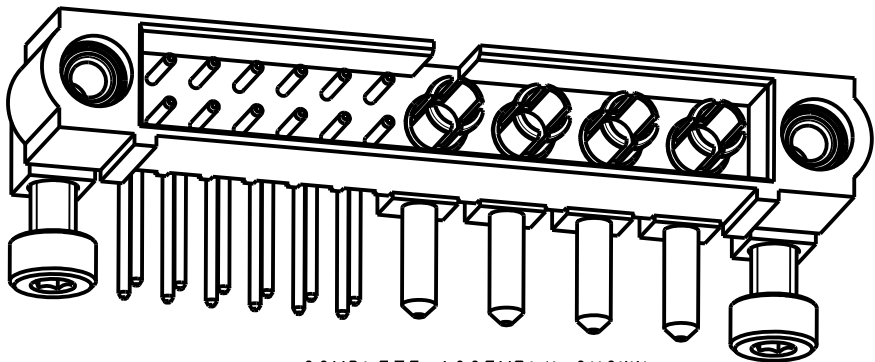
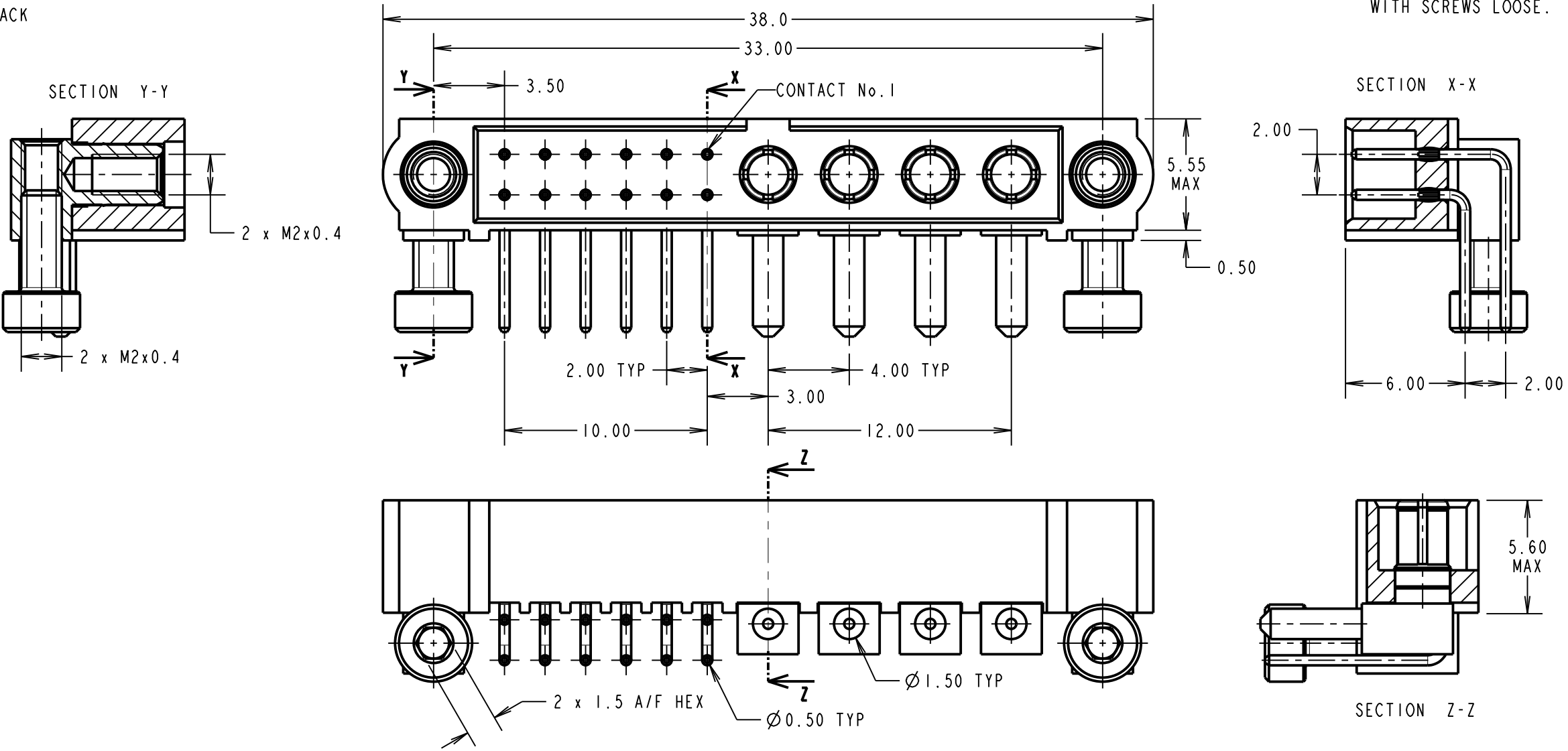
ELECTRICAL:
WORKING VOLTAGE = 800V AC/DC
VOLTAGE PROOF = 1200V AC/DC
INSULATION RESISTANCE = 100MΩ MIN
SIGNAL CONTACT:
CURRENT RATING AT 25°C = 3.0A MAX
CURRENT RATING AT 85°C = 2.2A MAX
CONTACT RESISTANCE = 25mΩ MAX
POWER CONTACT:
CONTACT RESISTANCE = 6mΩ MAX
CURRENT RATING = 20A MAX

MECHANICAL:
DURABILITY = 500 OPERATIONS
SIGNAL CONTACT:
INSERTION FORCE = 2.0N MAX
WITHDRAWAL FORCE = 0.2N MIN
POWER CONTACT:
INSERTION FORCE = 8N MAX
WITHDRAWAL FORCE = 0.5N MIN

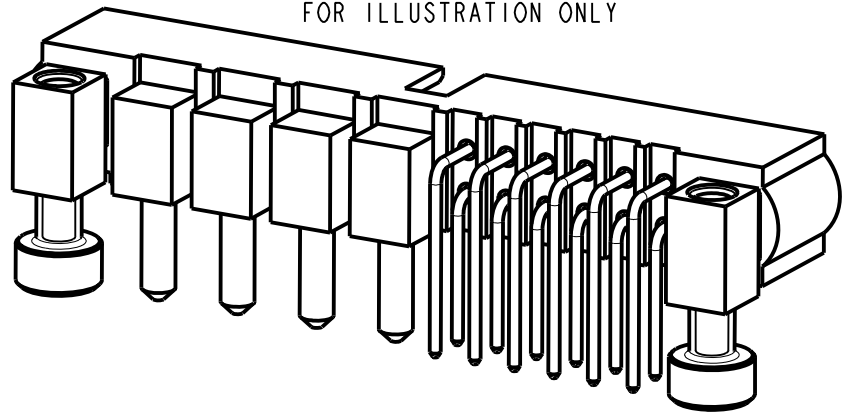
ENVIRONMENTAL:
TEMPERATURE RANGE = -55°C TO +125°C

PACKING:
TUBE
FOR COMPLETE SPECIFICATION SEE COMPONENT
SPECIFICATION C005XX (LATEST ISSUE)

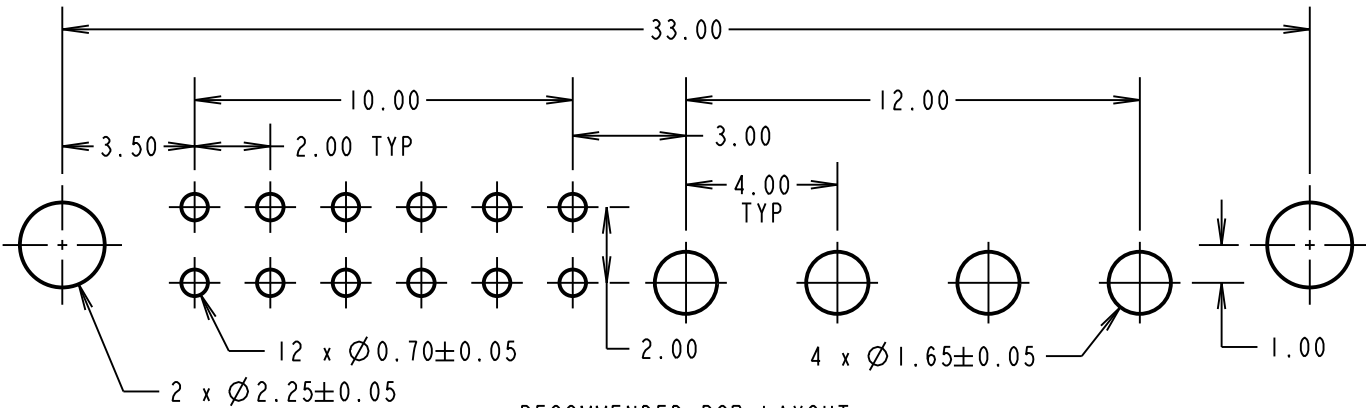
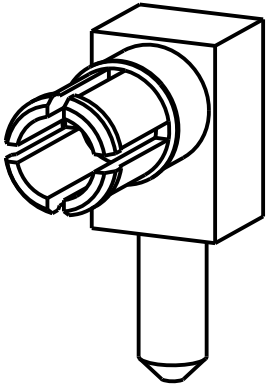
NOTES:
1. CONNECTORS ARE SUPPLIED
WITH SCREWS LOOSE.



COMPLETE ASSEMBLY SHOWN
FOR ILLUSTRATION ONLY



VIEW OF
POWER CONTACT



RECOMMENDED PCB LAYOUT

LS	2	25.10.17	13269
NAME	ISS.	DATE	C/NOTE
APPROVED: LS			
CHECKED: MGP			
DRAWN: S. MCCULLAGH			
CUSTOMER REF.:			
ASSEMBLY DRG:			

HARWIN

www.harwin.com
technical@harwin.com

THIS DRAWING AND ANY
INFORMATION OR DESCRIPTIVE
MATTER SET OUT HEREON ARE
CONFIDENTIAL AND COPYRIGHT
PROPERTY OF THE HARWIN
GROUP AND MUST NOT BE
DISCLOSED, LOANED, COPIED
OR USED FOR MANUFACTURING,
TENDERING OR FOR ANY
OTHER PURPOSE WITHOUT
THEIR WRITTEN PERMISSION.

TOLERANCES
X. = ±1mm
X.X = ±0.50mm
X.XX = ±0.10mm
X.XXX = ±0.01mm
ANGLES = ±5°
UNLESS STATED

MATERIAL:

SEE ABOVE

FINISH:

SEE ABOVE

S/AREA:

mm²

TITLE: JACKSCREW DATAMATE
MIXED TECHNOLOGY HORIZONTAL
PC TAIL MALE ASSEMBLY

DRAWING NUMBER:
M80-5L21222M7-04-334-00-000

SHT
2 OF 2