

Customer Information Sheet

DRAWING No.: M80-5L20442M5-03-334-08-334

SHEET 2 OF 2

IF IN DOUBT - ASK

©

NOT TO SCALE

THIRD ANGLE PROJECTION

ALL DIMENSIONS IN mm

SPECIFICATIONS:

MATERIAL:

MOULDING: GLASS FILLED PPS, UL94V-0, BLACK
SIGNAL CONTACT: PHOSPHOR BRONZE
POWER CONTACT: BRASS
BOARD-MOUNT JACKSCREW, SCREW: STAINLESS STEEL

FINISH:

SIGNAL CONTACT:
0.75 μ GOLD ON CONTACT AREA,
3 μ 100% TIN ON TAILS
POWER CONTACT: GOLD

ELECTRICAL:

WORKING VOLTAGE = 800V AC/DC
VOLTAGE PROOF = 1200V AC/DC
INSULATION RESISTANCE = 100M Ω MIN

SIGNAL CONTACT:

CURRENT RATING AT 25°C = 3.0A MAX
CURRENT RATING AT 85°C = 2.2A MAX
CONTACT RESISTANCE = 25m Ω MAX

POWER CONTACT:

CONTACT RESISTANCE = 6m Ω MAX
CURRENT RATING = 20A MAX

MECHANICAL:

DURABILITY = 500 OPERATIONS

SIGNAL CONTACT:

INSERTION FORCE = 2.0N MAX
WITHDRAWAL FORCE = 0.2N MIN

POWER CONTACT:

INSERTION FORCE = 8N MAX
WITHDRAWAL FORCE = 0.5N MIN

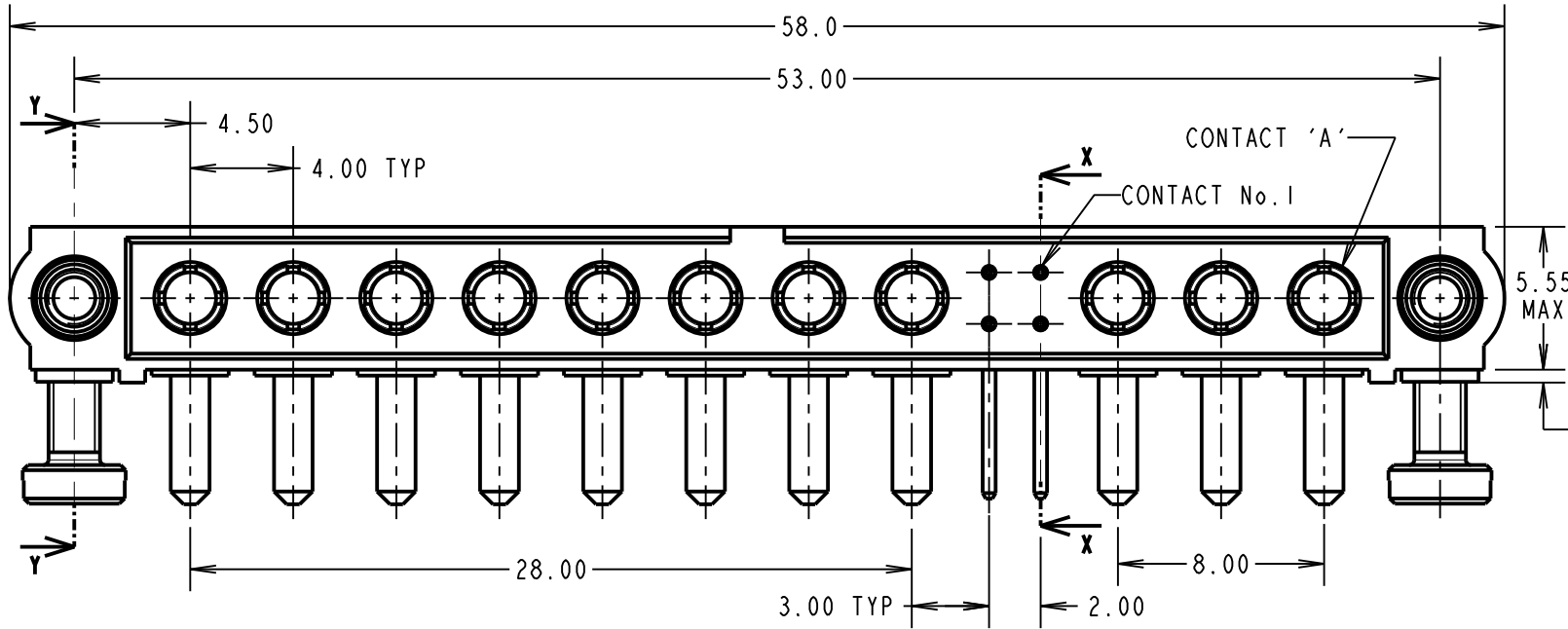
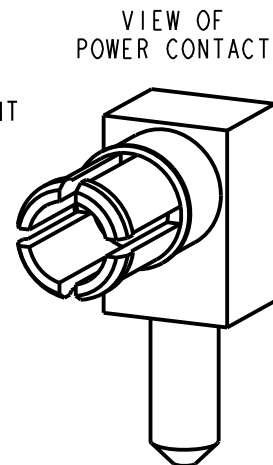
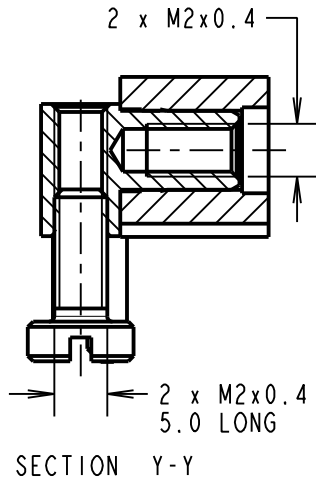
ENVIRONMENTAL:

TEMPERATURE RANGE = -55°C TO +125°C

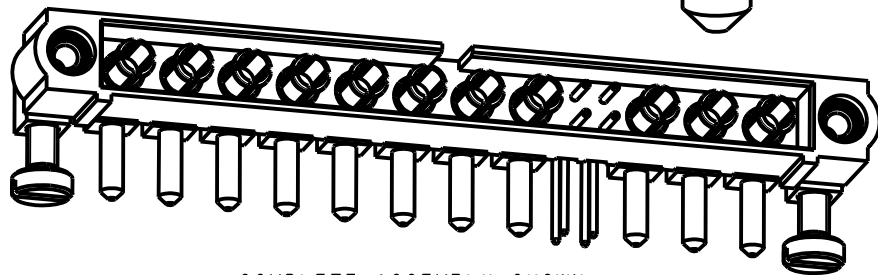
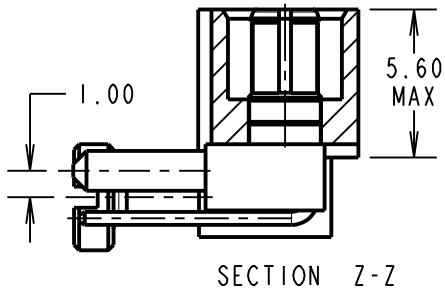
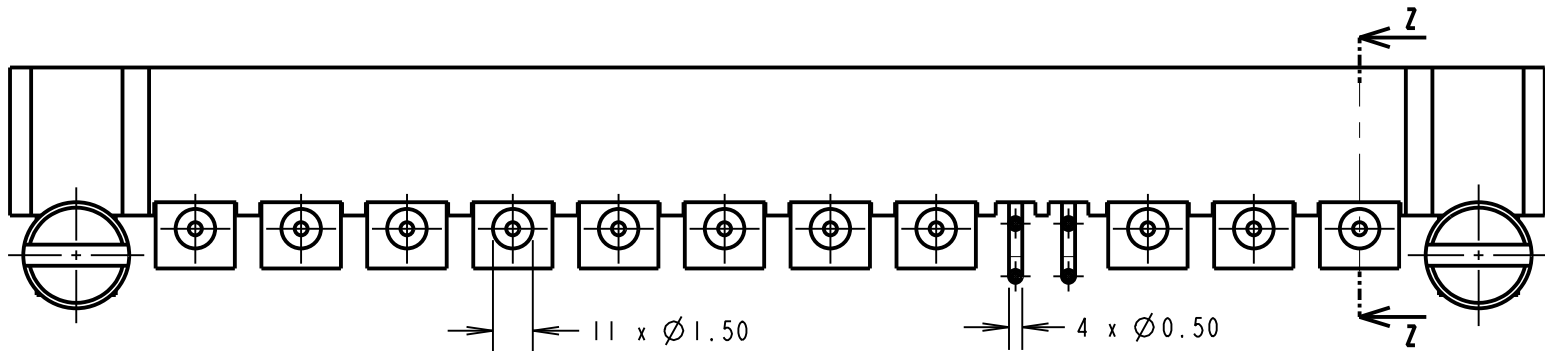
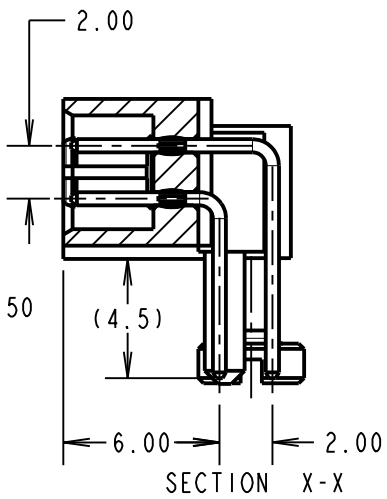
PACKING:

TUBE

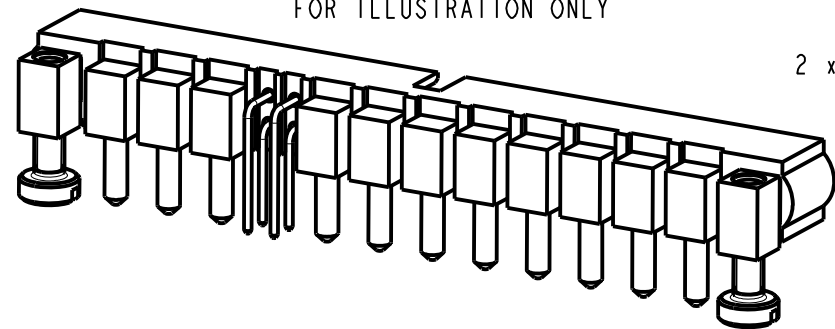
FOR COMPLETE SPECIFICATION SEE COMPONENT
SPECIFICATION C005XX (LATEST ISSUE)



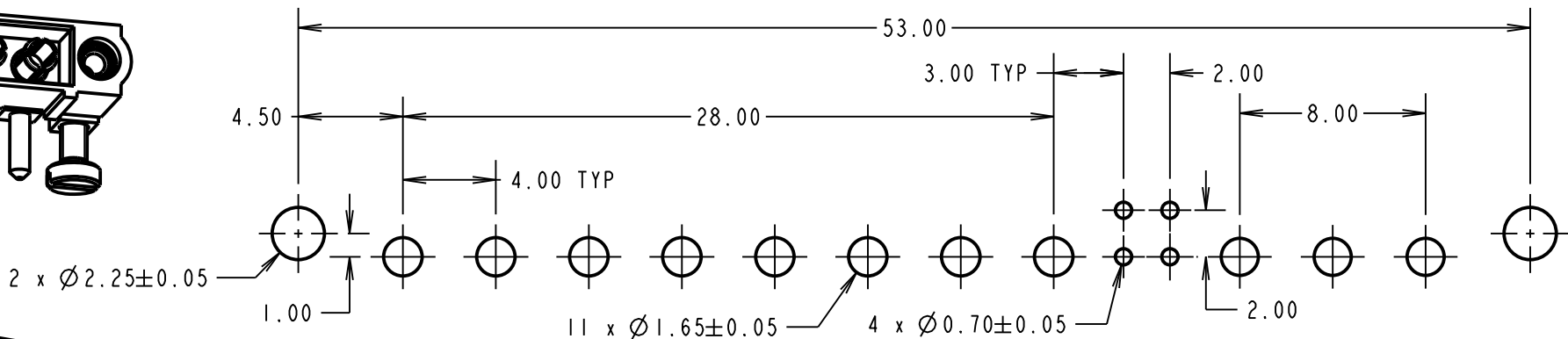
NOTES:
1. CONNECTORS ARE SUPPLIED
WITH SCREWS LOOSE.



COMPLETE ASSEMBLY SHOWN
FOR ILLUSTRATION ONLY



RECOMMENDED PCB LAYOUT



HARWIN

www.harwin.com
technical@harwin.com

THIS DRAWING AND ANY
INFORMATION OR DESCRIPTIVE
MATTER SET OUT HEREON ARE
CONFIDENTIAL AND COPYRIGHT
PROPERTY OF THE HARWIN
GROUP AND MUST NOT BE
DISCLOSED, LOANED, COPIED
OR USED FOR MANUFACTURING,
TENDERING OR FOR ANY
OTHER PURPOSE WITHOUT
THEIR WRITTEN PERMISSION.

TOLERANCES

X. = ± 1 mm
X.X = ± 0.50 mm
X.XX = ± 0.10 mm
X.XXX = ± 0.01 mm

ANGLES = $\pm 5^\circ$

UNLESS STATED

MATERIAL:

SEE ABOVE

FINISH:

SEE ABOVE

S/AREA:

mm²

TITLE: JACKSCREW DATAMATE
MIXED TECHNOLOGY
PC TAIL MALE ASSEMBLY

DRAWING NUMBER:

M80-5L20442M5-03-334-08-334

SHT

2 OF 2

LS	I	26.10.17	13269
NAME	ISS.	DATE	C/NOTE
APPROVED: LS			
CHECKED: SB			
DRAWN: MARK G PLESTED			
CUSTOMER REF.:			
ASSEMBLY DRG:			