

Customer Information Sheet

DRAWING No.: M80-5L12042M5-02-313-01-313

SHEET 2 OF 2

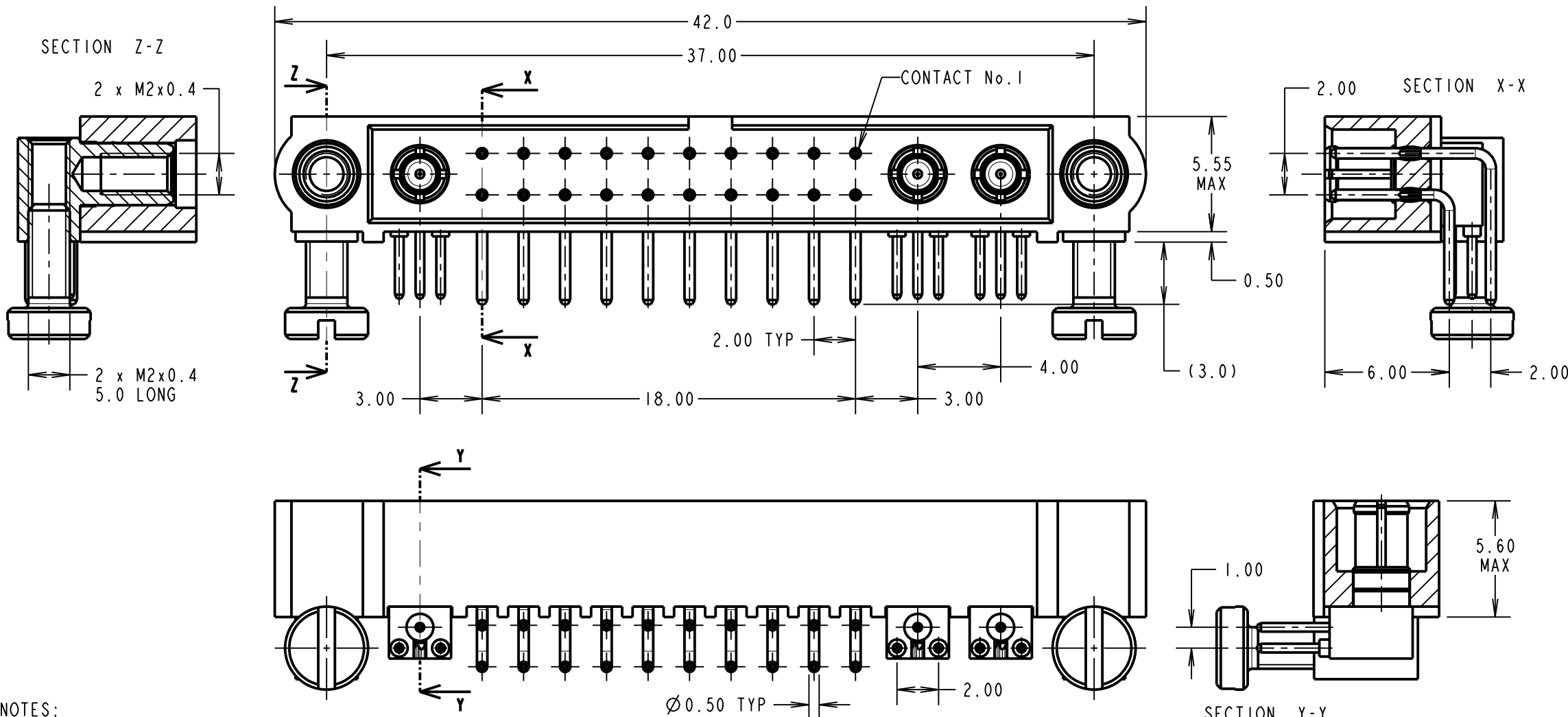
IF IN DOUBT - ASK

©

NOT TO SCALE

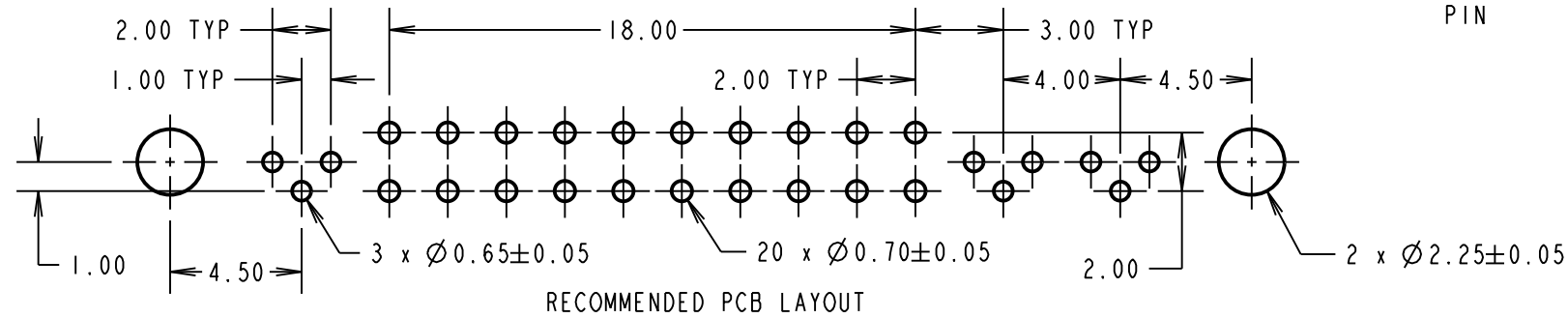
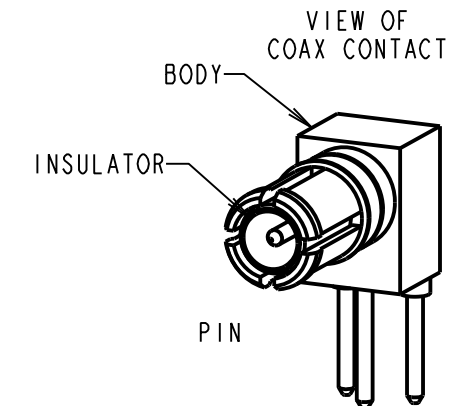
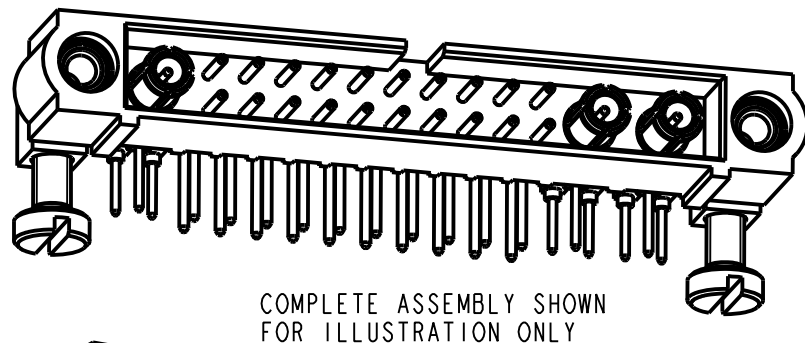
THIRD ANGLE PROJECTION

ALL DIMENSIONS IN mm



SPECIFICATIONS:
MATERIAL:
 MOULDING = GLASS-FILLED PPS, UL94V-0, BLACK
 SIGNAL PIN = PHOSPHOR BRONZE
 BOARD-MOUNT JACKSCREW, SCREW = STAINLESS STEEL
COAX CONTACT:
 BODY, PIN = COPPER ALLOY
 INSULATOR = PTFE
FINISH:
 SIGNAL PIN = 0.75µ GOLD ON CONTACT AREA,
 3µ 100% TIN OVER NICKEL ON TAILS
COAX CONTACT:
 BODY, PIN = GOLD
ELECTRICAL:
 WORKING VOLTAGE = 800V AC/DC
 VOLTAGE PROOF = 1200V AC/DC
 INSULATION RESISTANCE = 100MΩ MIN
SIGNAL CONTACT:
 CURRENT RATING AT 25°C = 3.0A MAX
 CURRENT RATING AT 85°C = 2.2A MAX
 CONTACT RESISTANCE = 25mΩ MAX
COAX CONTACT:
 FREQUENCY RANGE = 6GHz
 IMPEDANCE = 50Ω
 V.S.W.R. = 1.05 + (0.04 x FREQUENCY) GHz MAX
 CONTACT RESISTANCE = 6mΩ MAX
 INSULATION RESISTANCE = 10⁶ MΩ @250V AC
 OPERATING VOLTAGE = 180V AC @ 500mA
 MAXIMUM VOLTAGE = 1,000V AC
MECHANICAL:
 DURABILITY = 500 OPERATIONS
ENVIRONMENTAL:
 TEMPERATURE RANGE = -55°C TO +125°C
PACKING:
 TUBE
 FOR COMPLETE SPECIFICATION, SEE COMPONENT SPECIFICATION C005XX (LATEST ISSUE)

NOTES:
 1. CONNECTORS ARE SUPPLIED WITH SCREWS LOOSE.



LS	2	27.10.17	13269
NAME	ISS.	DATE	C/NOTE
APPROVED: LS			
CHECKED: SB			
DRAWN: B. M. KENT			
CUSTOMER REF.:			
ASSEMBLY DRG:			

<p>www.harwin.com technical@harwin.com</p>	<p>THIS DRAWING AND ANY INFORMATION OR DESCRIPTIVE MATTER SET OUT HEREON ARE CONFIDENTIAL AND COPYRIGHT PROPERTY OF THE HARWIN GROUP AND MUST NOT BE DISCLOSED, LOANED, COPIED OR USED FOR MANUFACTURING, TENDERING OR FOR ANY OTHER PURPOSE WITHOUT THEIR WRITTEN PERMISSION.</p>	<p>TOLERANCES</p> <p>X. = ±1mm X.X = ±0.50mm X.XX = ±0.10mm X.XXX = ±0.01mm</p> <p>ANGLES = ±5° UNLESS STATED</p>	<p>MATERIAL:</p> <p>SEE ABOVE</p>	<p>TITLE: JACKSCREW DATAMATE MIXED TECHNOLOGY HORIZONTAL PC TAIL MALE ASSEMBLY</p>
		<p>FINISH:</p> <p>SEE ABOVE</p>	<p>S/AREA:</p> <p>mm²</p>	<p>DRAWING NUMBER:</p> <p>M80-5L12042M5-02-313-01-313</p>