

# Customer Information Sheet

DRAWING No.: M80-5L11042M5-02-313-02-313

SHEET 2 OF 2

IF IN DOUBT - ASK

©

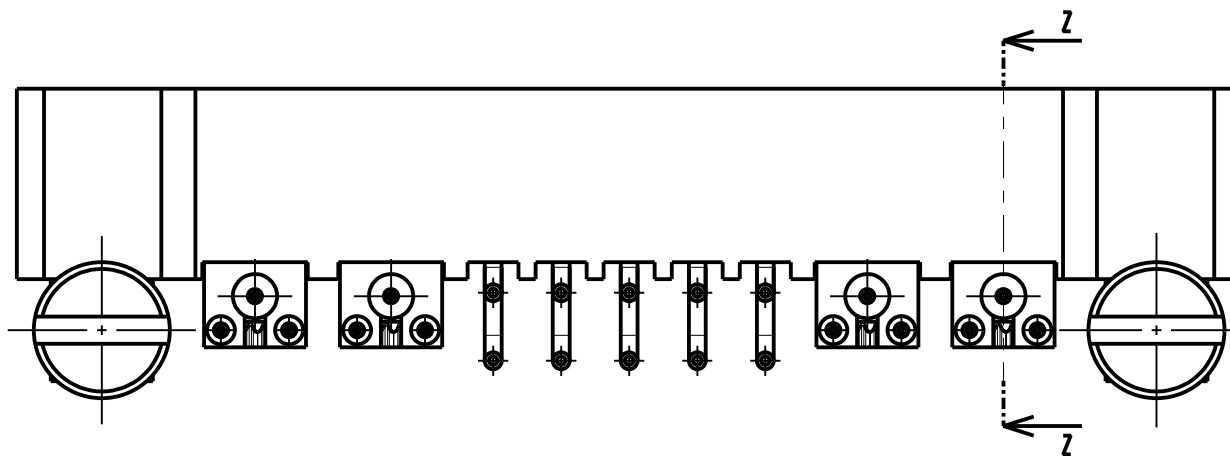
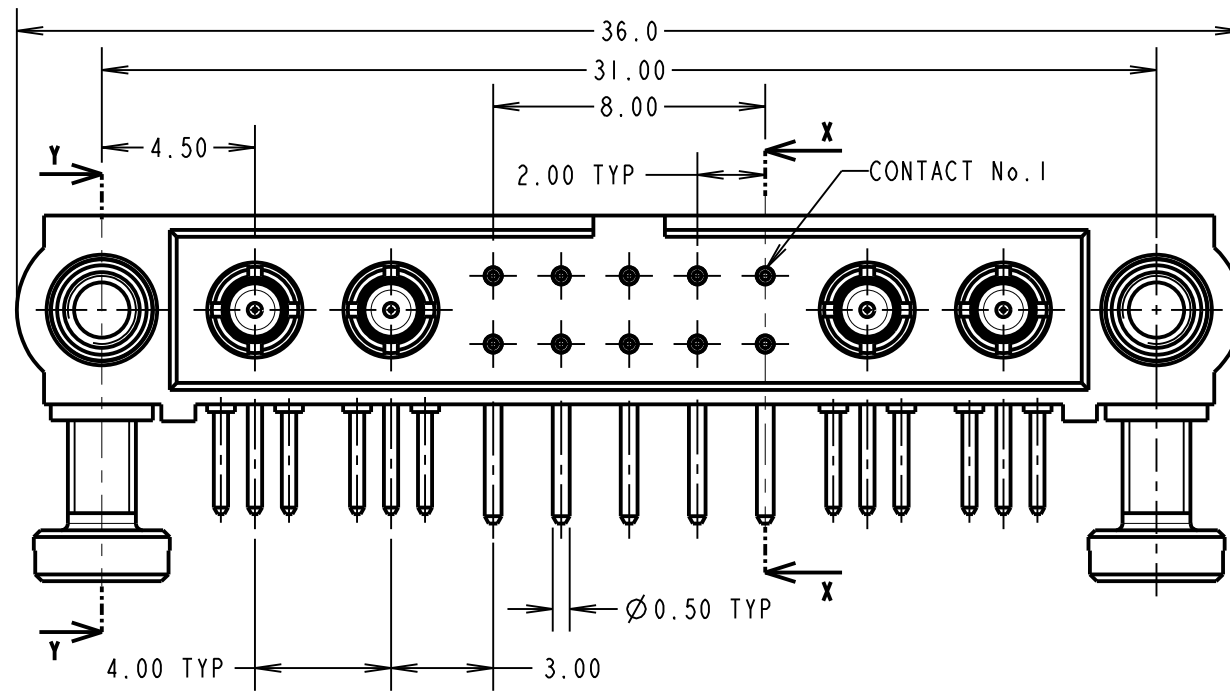
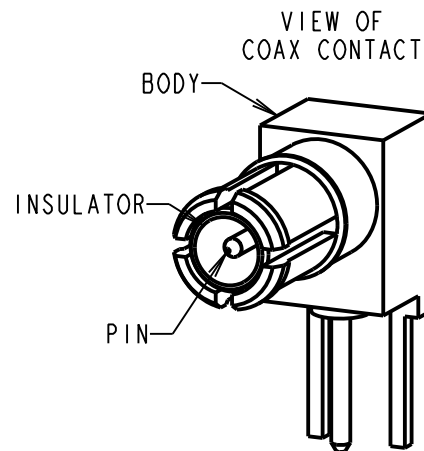
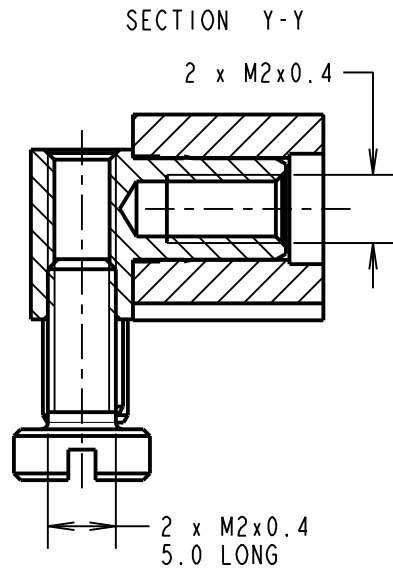
NOT TO SCALE

THIRD ANGLE PROJECTION

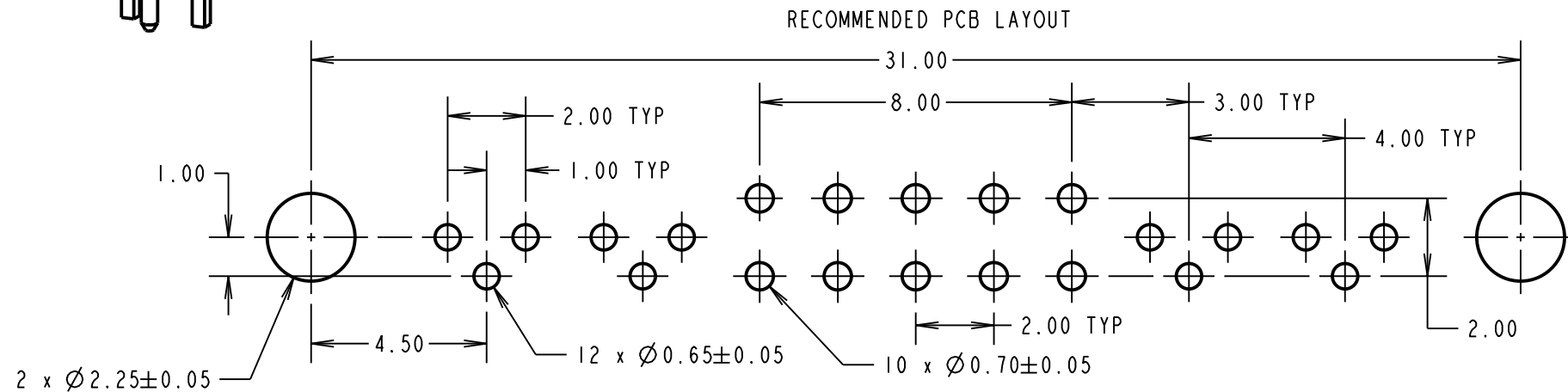
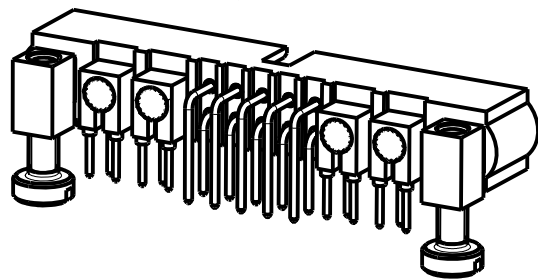
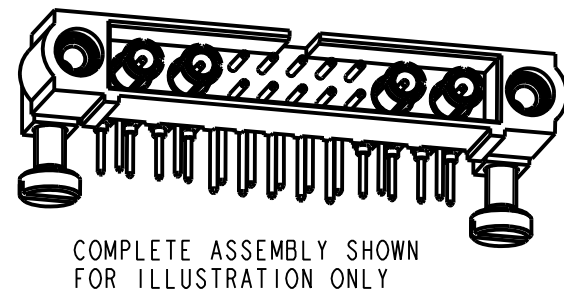
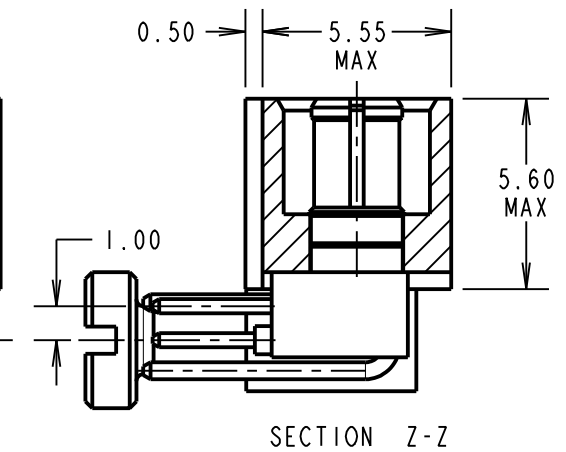
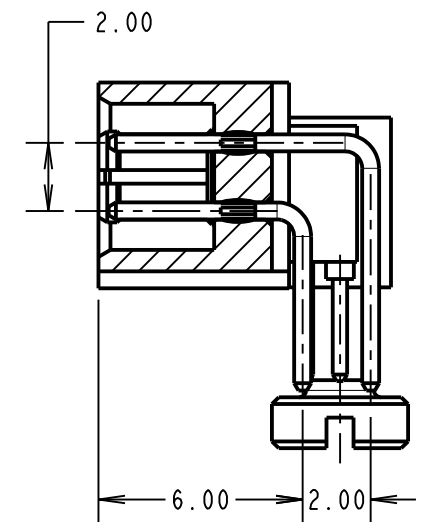
ALL DIMENSIONS IN mm

## SPECIFICATIONS:

**MATERIAL:**  
 MOULDING: GLASS FILLED PPS, UL94V-0, BLACK  
 SIGNAL CONTACT: PHOSPHOR BRONZE  
 COAX CONTACT:  
 BODY = COPPER ALLOY  
 INNER CONTACT = PHOSPHOR BRONZE  
 INSULATOR = PTFE  
 BOARD-MOUNT JACKSCREW, SCREW: STAINLESS STEEL  
**FINISH:**  
 SIGNAL CONTACT:  
 0.75µ GOLD ON CONTACT AREA,  
 3µ 100% TIN OVER NICKEL ON TAILS  
 COAX CONTACT: BODY, INNER CONTACT = GOLD  
**ELECTRICAL:**  
 WORKING VOLTAGE = 800V AC/DC  
 VOLTAGE PROOF = 1200V AC/DC  
 INSULATION RESISTANCE = 100MΩ MIN  
 SIGNAL CONTACT:  
 CURRENT RATING AT 25°C = 3.0A MAX  
 CURRENT RATING AT 85°C = 2.2A MAX  
 CONTACT RESISTANCE = 25mΩ MAX  
 COAX CONTACT:  
 FREQUENCY RANGE = 6GHz  
 IMPEDANCE = 50Ω  
 V.S.W.R = 1.05 + (0.04 x FREQUENCY) GHz MAX  
 CONTACT RESISTANCE 6mΩ MAX  
 INSULATION RESISTANCE = 10<sup>6</sup>MΩ @250V AC  
 OPERATING VOLTAGE = 180V AC @ 500mA  
 MAXIMUM VOLTAGE = 1000V AC  
**MECHANICAL:**  
 DURABILITY = 500 OPERATIONS  
 SIGNAL CONTACT:  
 INSERTION FORCE = 2.0N MAX  
 WITHDRAWAL FORCE = 0.2N MIN  
 COAX CONTACT:  
 INSERTION FORCE = 8N MAX  
 WITHDRAWAL FORCE = 0.5N MIN  
**ENVIRONMENTAL:**  
 TEMPERATURE RANGE = -55°C TO +125°C  
**PACKING:**  
 TUBE  
 FOR COMPLETE SPECIFICATION SEE COMPONENT SPECIFICATION C005XX (LATEST ISSUE)



NOTES:  
 1. CONNECTORS ARE SUPPLIED WITH SCREWS LOOSE.



LS	2	20.10.17	13269
NAME	ISS.	DATE	C/NOTE
APPROVED: LS			
CHECKED: SB			
DRAWN: R. ADDE			
CUSTOMER REF.:			
ASSEMBLY DRG:			

## HARWIN

www.harwin.com  
 technical@harwin.com

THIS DRAWING AND ANY INFORMATION OR DESCRIPTIVE MATTER SET OUT HEREON ARE CONFIDENTIAL AND COPYRIGHT PROPERTY OF THE HARWIN GROUP AND MUST NOT BE DISCLOSED, LOANED, COPIED OR USED FOR MANUFACTURING, TENDERING OR FOR ANY OTHER PURPOSE WITHOUT THEIR WRITTEN PERMISSION.

**TOLERANCES**  
 X. = ±1mm  
 X.X = ±0.50mm  
 X.XX = ±0.10mm  
 X.XXX = ±0.01mm  
 ANGLES = ±5°  
 UNLESS STATED

**MATERIAL:**  
 SEE ABOVE  
**FINISH:**  
 SEE ABOVE  
**S/AREA:**  
 mm<sup>2</sup>

**TITLE:** JACKSCREW DATAMATE MIXED TECHNOLOGY HORIZONTAL PC TAIL MALE ASSEMBLY  
**DRAWING NUMBER:**  
 M80-5L11042M5-02-313-02-313  
 SHT 2 OF 2