

# Customer Information Sheet

DRAWING No.: M80-5C13405M3-01-335-00-000

SHEET 2 OF 2

IF IN DOUBT - ASK

©

NOT TO SCALE

THIRD ANGLE PROJECTION

ALL DIMENSIONS IN mm

## SPECIFICATIONS:

### MATERIAL:

MOULDING: GLASS FILLED PPS, UL94V-0, BLACK  
 SIGNAL CONTACT: COPPER ALLOY  
 POWER CONTACT:  
 BODY = COPPER ALLOY  
 LATCHING COLLAR = BERYLLIUM COPPER  
 BOARD-MOUNT JACKSCREW, NUT: STAINLESS STEEL

### FINISH:

SIGNAL CONTACT: 0.25-0.30µ GOLD  
 POWER CONTACT:  
 BODY = GOLD  
 LATCHING COLLAR = NICKEL

### ELECTRICAL:

WORKING VOLTAGE = 120V AC/DC  
 VOLTAGE PROOF = 360V AC/DC  
 INSULATION RESISTANCE = 100MΩ MIN  
 SIGNAL CONTACT:  
 CURRENT RATING AT 25°C = 3.0A MAX  
 CURRENT RATING AT 85°C = 2.2A MAX  
 CONTACT RESISTANCE = 25 mΩ MAX  
 POWER CONTACT:  
 CONTACT RESISTANCE 6 mΩ MAX  
 CURRENT RATING = 20A MAX WITH 12AWG  
 CONTACT AS SPECIFIED

### MECHANICAL:

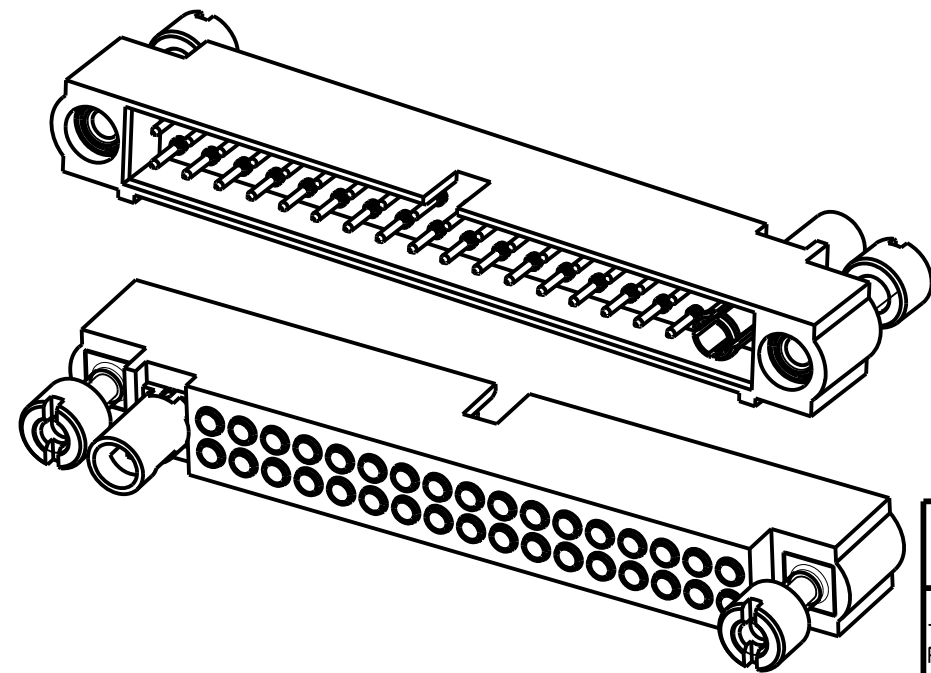
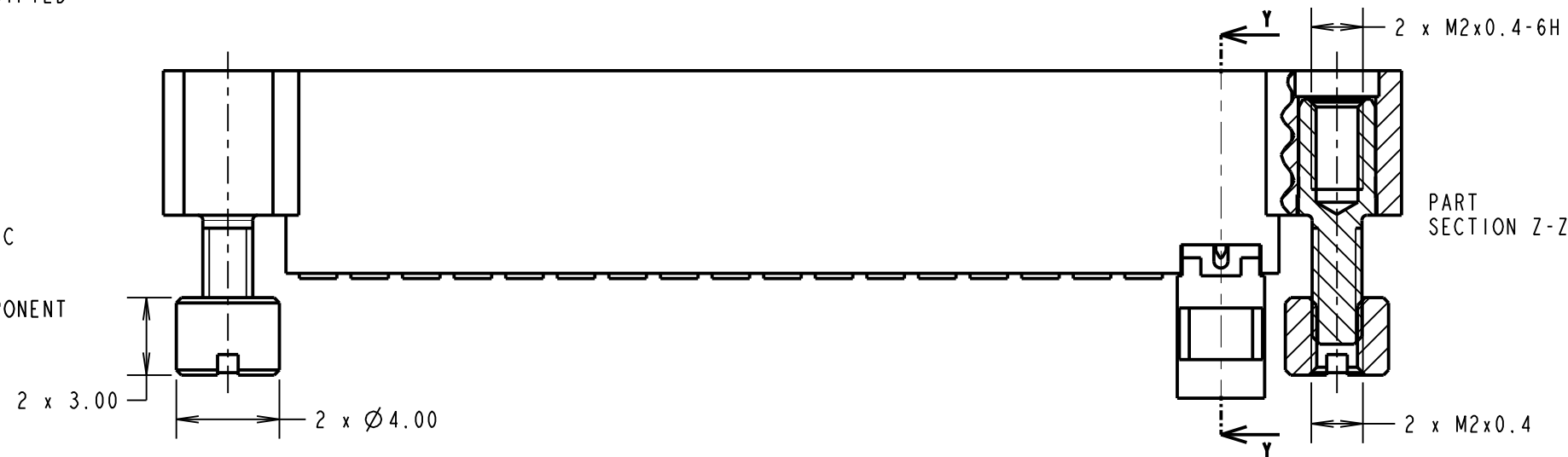
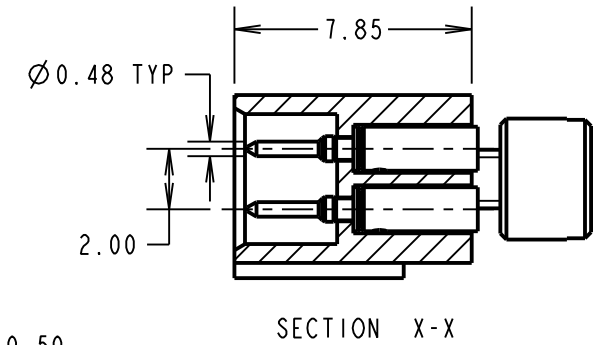
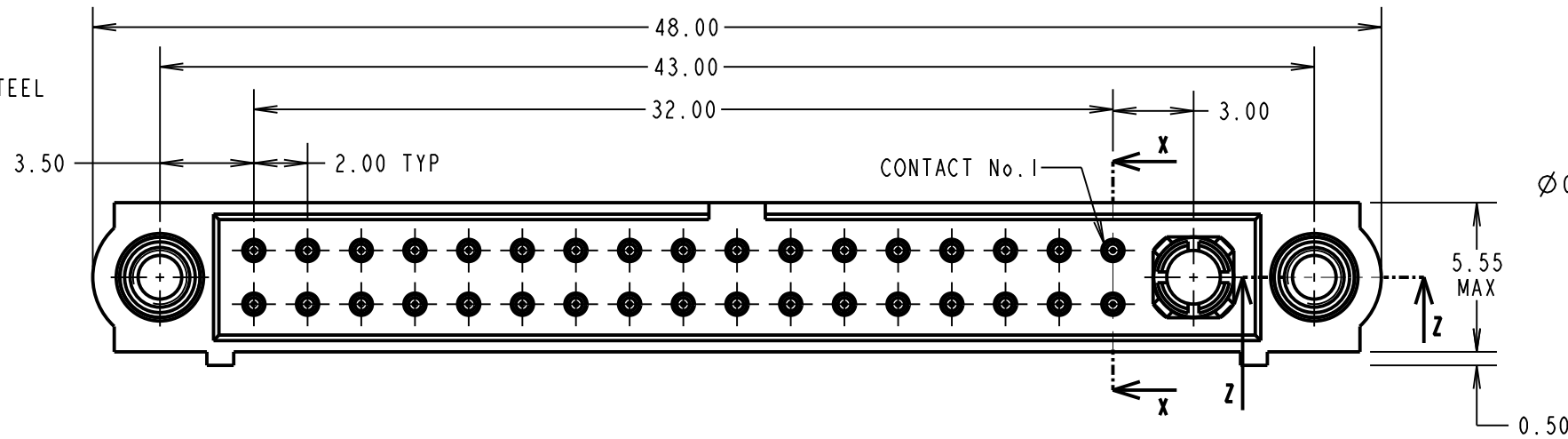
DURABILITY = 500 OPERATIONS  
 SIGNAL CONTACT:  
 INSERTION FORCE = 2.8N MAX  
 WITHDRAWAL FORCE = 0.2N MIN  
 POWER CONTACT:  
 INSERTION FORCE = 5N MAX  
 WITHDRAWAL FORCE = 0.5N MIN

### ENVIRONMENTAL:

TEMPERATURE RANGE = -55°C TO +125°C

### PACKING:

BAG  
 FOR COMPLETE SPECIFICATION SEE COMPONENT SPECIFICATION C005XX (LATEST ISSUE)



## NOTES:

- CONNECTORS ARE SUPPLIED WITH CONTACTS LOOSE.
- FOR EXTRA SIGNAL CONTACTS, USE PART NUMBER M80-1950005.
- RECOMMENDED SIGNAL WIRE TYPE = BS 3G 210 TYPE A, PTFE INSULATED 24-28 AWG. MAX INSULATION DIAMETER = Ø1.10mm. STRIP WIRE BY 2.00MM FOR CRIMPING.
- RECOMMENDED HAND CRIMP TOOL FOR SIGNAL CONTACTS = M22520/2-01 WITH POSITIONER Z80-193.
- SIGNAL CONTACT INSERTION AND EXTRACTION TOOL = Z80-280.
- FOR EXTRA POWER CONTACTS, USE PART NUMBER M80-335
- POWER CONTACT WIRE, STRIP BY 5.00mm MINIMUM
- POWER CONTACT EXTRACTION TOOL = Z80-290
- INSTRUCTION SHEETS ARE AVAILABLE.

SM	1	25.01.11	-----
NAME	ISS.	DATE	C/NOTE
APPROVED: S. MCCULLAGH			
CHECKED: R. ADDE			
DRAWN: S. MCCULLAGH			
CUSTOMER REF.:			
ASSEMBLY DRG:			

**HARWIN**

HARWIN USA  
 TEL: 603 893 5376  
 FAX: 603 893 5396  
 mis@harwin.com

HARWIN Europe (UK)  
 TEL: 023 9231 4545  
 FAX: 023 9231 4590  
 mis@harwin.co.uk

HARWIN Asia  
 TEL: +65 6 779 4909  
 FAX: +65 6 779 3868  
 mis@harwin.com.sg

THIS DRAWING AND ANY INFORMATION OR DESCRIPTIVE MATTER SET OUT HEREON ARE CONFIDENTIAL AND COPYRIGHT PROPERTY OF THE HARWIN GROUP AND MUST NOT BE DISCLOSED, LOANED, COPIED OR USED FOR MANUFACTURING, TENDERING OR FOR ANY OTHER PURPOSE WITHOUT THEIR WRITTEN PERMISSION.

TOLERANCES  
 X. = ±1mm  
 X.X = ±0.25mm  
 X.XX = ±0.10mm  
 X.XXX = ±0.01mm  
 ANGLES = ±5°  
 UNLESS STATED

MATERIAL:  
 SEE ABOVE  
 FINISH: SEE ABOVE  
 S/AREA: mm<sup>2</sup>

TITLE: JACKSCREW DATAMATE MIXED TECHNOLOGY VERTICAL CRIMP MALE ASSEMBLY  
 DRAWING NUMBER: M80-5C13405M3-01-335-00-000  
 SHT 2 OF 2