


Gecko-SL Connectors

Female Cable Assemblies

- ❏ 4-finger Beryllium Copper contact.
- ❏ No.1 position identified on housing.
- ❏ Stainless steel screw fixing to mate with applicable male connector.
- ❏ Back potted for added strain relief.
- ❏ Check website or Ask an Expert for available combinations.



PART NUMBERING SYSTEM

G125 - F X X XX XX FX - XXXX XX

SERIES CODE

GENDER - FIRST END

F	Female
----------	--------

CABLE STYLE

C	Standard Cables
D	Twisted Pairs

CABLE SIZE

1	26 AWG
2	28 AWG

TOTAL NO. OF CONTACTS

06, 10, 12, 16, 20, 26, 34, 50

TERMINATION - SECOND END

L	Loose cut end
F0, F1, F2 or F3	Female connector (same as First End)

CABLE LENGTH

0150	150mm
0300	300mm (double-ended)
0450	450mm (single-ended)
XXXX	XXXXmm

SCREW-LOK

F0	No fixings (use with Metal Hoods)
F1	Floating Hex Socket fixings
F2	Internal Thread (reverse fix)
F3	With 5.2mm panel mount stud (reverse fix)

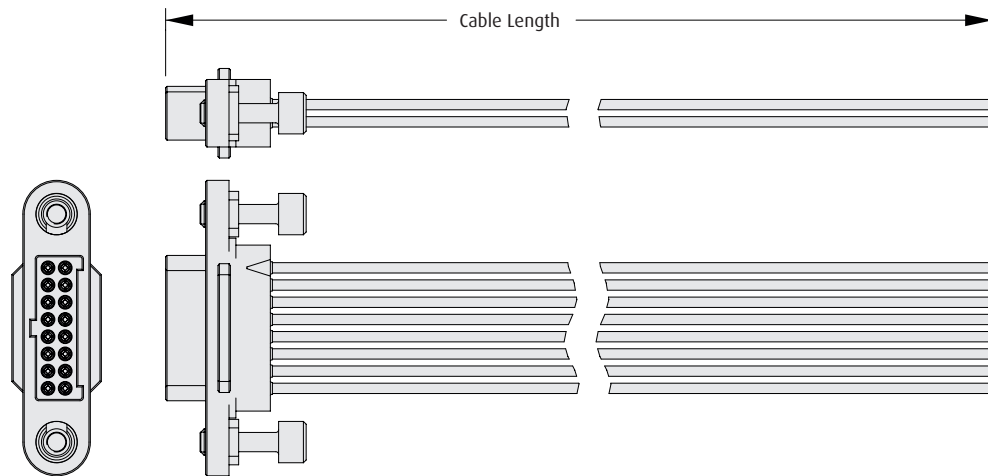
CABLE COLOR / BRAID

05	White cable
68	Multicolor cable (single-ended)
69	Shielded assembly (with metal backshells & braid)

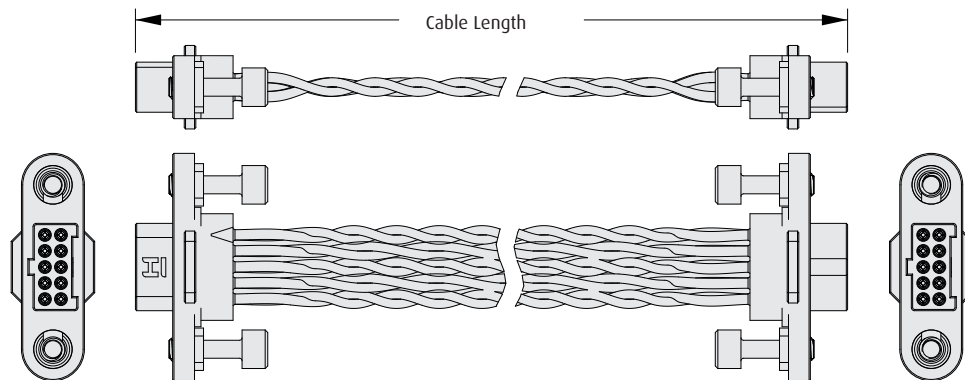
Gecko-SL Connectors

- ❖ Examples of available cable assembly options - see previous page for part numbering.
- ❖ Cable assemblies are constructed with Contact 1 attached to Contact 1, Contact 2 to Contact 2, etc.
- ❖ Twisted Pairs are 2 twists per inch and 3 twists per inch, alternated along the connector.

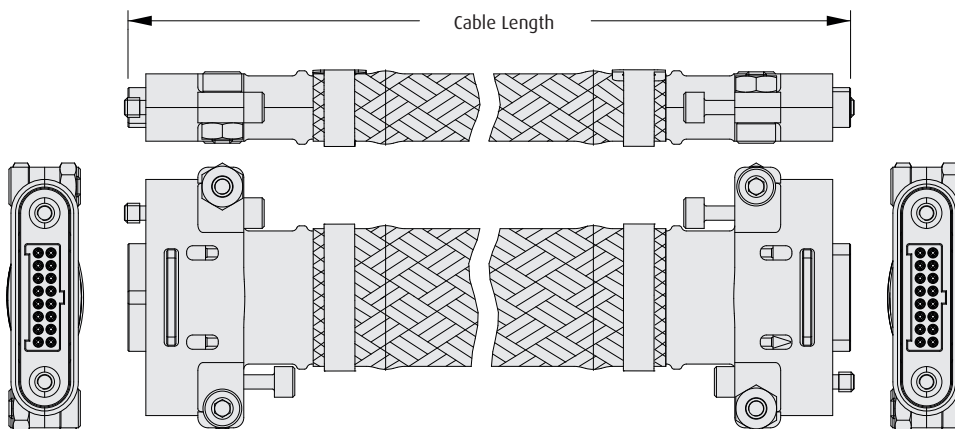
FEMALE SINGLE ENDED



FEMALE - FEMALE WITH TWISTED PAIRS



FEMALE - FEMALE WITH SHIELDING



All dimensions in mm.

Patent Published