


Archer Connectors – M50

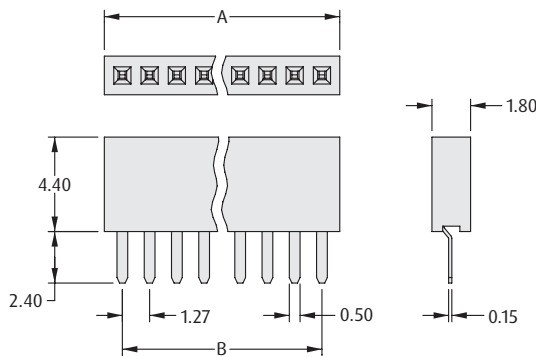
Female Vertical Throughboard

▸ Twin beam connector for higher durability.



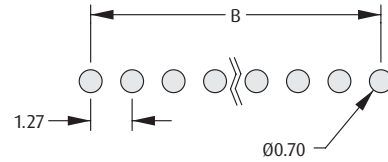
1.27mm (.050") PITCH

SINGLE ROW



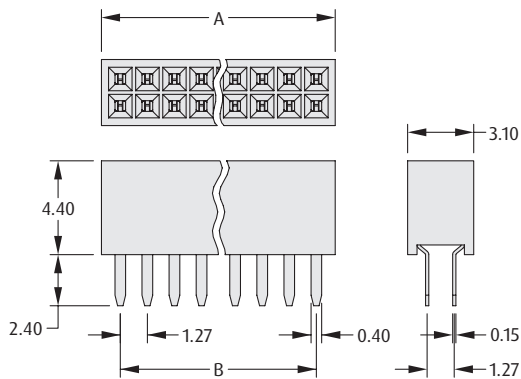
CALCULATION

A	$B + 1.67$
B	$1.27 \times (\text{No. of contacts per row} - 1)$



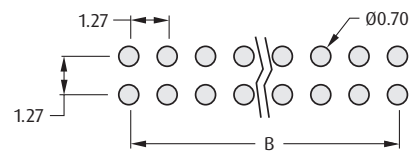
Recommended PC Board Pattern

DOUBLE ROW



CALCULATION

A	$B + 1.77$
B	$1.27 \times (\text{No. of contacts per row} - 1)$



Recommended PC Board Pattern

HOW TO ORDER

M50 - 3 0 X XX XX

SERIES CODE

TYPE

0	Double Row
3	Single Row

FINISH

42	Gold + Tin (Single Row)
45	Gold (Double Row)

NO. OF CONTACTS PER ROW

02 to 06, 08, 10, 20	Single Row
03 to 15, 20, 25, 50	Double Row

All dimensions in mm.