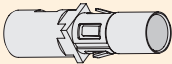


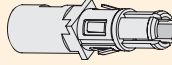

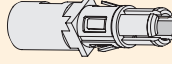
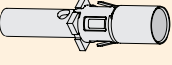
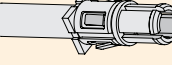

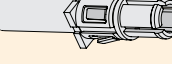







Datamate Mix-Tek Cable Contacts

- ❖ Compatible contacts for use with all Mix-Tek cable housings.
- ❖ Female standard power contacts mate with male standard power, female high power with male high power. Standard power contacts do not mate with high power.

STANDARD POWER					
Female	Male	Wire Size	Current Rating	Connection	Wire Strip Length
 M80-325	 M80-335	12 AWG	Up to 20A	Solder	5.00mm min
 M80-326	 M80-336	14 AWG	Up to 15A	Solder	5.00mm min
 M80-327	 M80-337	16 AWG	Up to 10A	Solder	5.00mm min
 M80-328	 M80-338	18 AWG	Up to 8A	Crimp	4.75-5.25mm
 M80-329	 M80-339	20 AWG	Up to 5A	Crimp	4.75-5.25mm
 M80-32A		12 AWG	Up to 20A	Solder	5.00mm min
 M80-32B		14 AWG	Up to 15A	Solder	5.00mm min
 M80-32C		16 AWG	Up to 10A	Solder	5.00mm min

HIGH POWER

 M80-PF5	 M80-PM5	10 AWG	Up to 40A	Solder	5.00mm min
--	--	--------	-----------	--------	------------

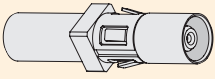
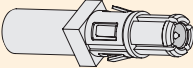
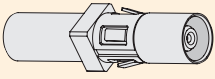
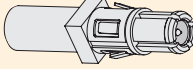
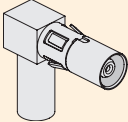
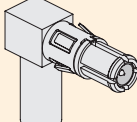
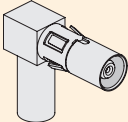
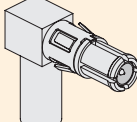
TOOLS

Recommended Crimp Tool - Z80-294
Positioner - Z80-295
Contact Removal Tool - Z80-290

- ❖ Crimp Tool and Positioner required only for the Crimp contacts. No special tool is required for connecting wire to the solder contacts, other than standard soldering equipment.
- ❖ Instruction sheets available at www.harwin.com/instructions.

Datamate Mix-Tek Cable Contacts

- ❖ Compatible contacts for use with all Mix-Tek cable housings.
- ❖ Straight coax contacts can mate with right-angle coax contacts.

COAX					
Female	Male	Coax Size	Coax Type	Connection	Wire Strip Length
 M80-305	 M80-315	Ø2.00mm	RG178	Crimp	See Figure 1
 M80-307	 M80-317	Ø2.70mm	RG174 RG179 RG316	Crimp	See Figure 1
 M80-308	 M80-318	Ø2.00mm	RG178	Crimp	See Figure 2
 M80-309	 M80-319	Ø2.70mm	RG174 RG179 RG316	Crimp	See Figure 2

TOOLS

Recommended Inner Contact Crimp Tool - Z80-292
Positioner for Inner Contact - Z80-291
Recommended Outer Sleeve Crimp Tool - Z80-293
Contact Removal Tool - Z80-290

❖ Instruction sheets available at www.harwin.com/instructions.

WIRE STRIPPING DETAILS

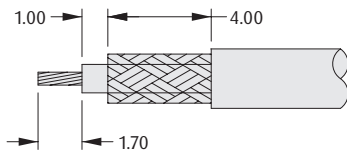


Figure 1

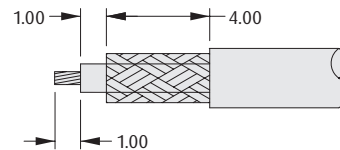


Figure 2

All dimensions in mm.