

Customer Information Sheet

DRAWING No.: G125-FDXXX05L0-XXXXL

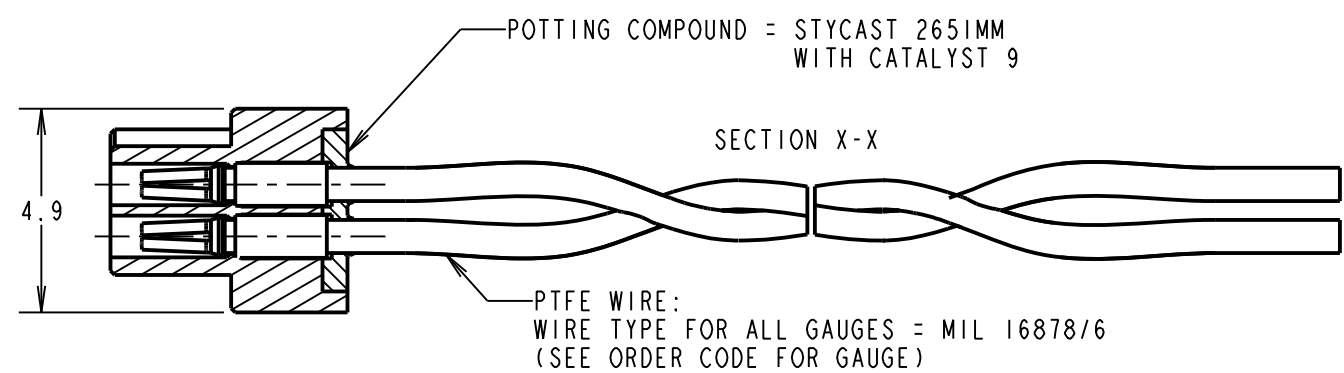
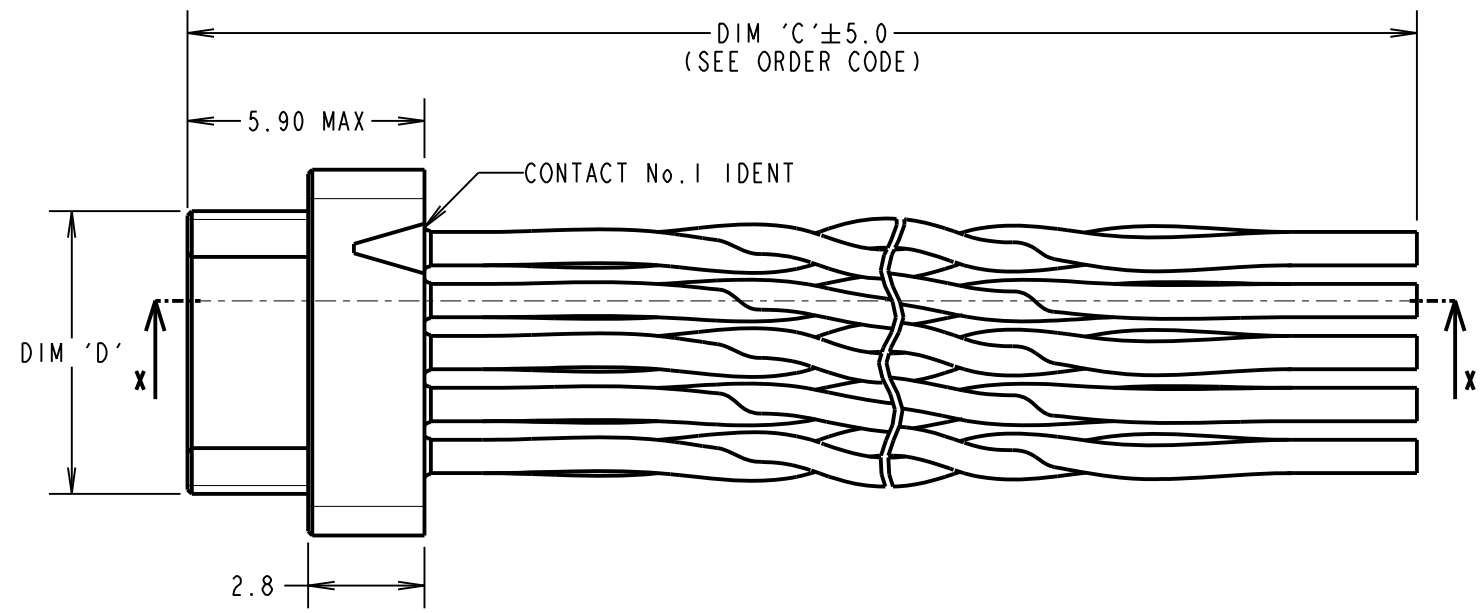
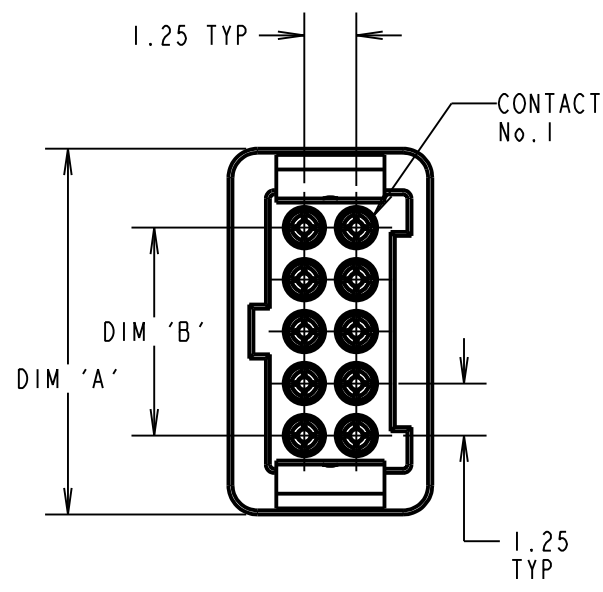
IF IN DOUBT - ASK

©

NOT TO SCALE

THIRD ANGLE PROJECTION

ALL DIMENSIONS IN mm



- NOTES:
1. CABLE ASSEMBLIES ARE BULK PACKED IN BAGS.
 2. CUSTOM LENGTH CABLE ASSEMBLIES CAN BE PRODUCED FROM 60mm TO 9999mm.
 3. FOR COMPLETE SPECIFICATION, SEE COMPONENT SPECIFICATIONS C049XX AND C125XX (LATEST ISSUE).
 4. SEE TABLE 2 FOR CONNECTOR WIRING CONVENTION.

TABLE 2

WIRING FOR EXAMPLE PART No. G125-FD1100510-0150L

TWISTED PAIR No.	CONNECTOR 1 PIN No.	CONNECTOR 2 PIN No.	TURNS PER INCH	WIRE COLOUR
1	1	6	3	WHITE & GREEN
	6	1		
2	2	7	2	WHITE & RED
	7	2		
3	3	8	3	WHITE & GREEN
	8	3		
4	4	9	2	WHITE & RED
	9	4		
5	5	10	3	WHITE & GREEN
	10	5		

FOR CONNECTORS WITH MORE THAN 10 CONTACTS, CONTINUE TWIST & CABLE PIN OUT CONVENTION IN THE SAME PATTERN. I.E. TWISTED PAIR BETWEEN CONTACT 1 & CONTACT (TOTAL No. OF CONTACTS/2)+1

ORDER CODE:

G125-FDXXX05L0-XXXXL

26 AWG = 1
28 AWG = 2

DIM 'C' LENGTH:
0060 = 60mm MIN
9999 = 9999mm MAX

TOTAL No. OF CONTACTS:
06, 10, 12, 16,
20, 26, 34, 50

TABLE 1

DIMENSION	MEASUREMENT
DIM 'A'	(TOTAL No. OF CONTACTS - 2) x 0.625 + 3.8
DIM 'B'	(TOTAL No. OF CONTACTS - 2) x 0.625
DIM 'D'	(TOTAL No. OF CONTACTS - 2) x 0.625 + 1.8

EXAMPLE PART No.:

10 CONTACT CONNECTOR WITH 150mm OF 26AWG WIRE = G125-FD11005L0-0150L

50 CONTACT CONNECTOR WITH 450mm OF 28AWG WIRE = G125-FD25005L0-0450L

RTP	2	15.01.21	30279
NAME	ISS.	DATE	CN/CO
APPROVED:		R.PORTLOCK	
CHECKED:		R.ALEXANDER	
DRAWN:		R.PORTLOCK	
CUSTOMER REF.:			
ASSEMBLY DRG:			

HARWIN

www.harwin.com
technical@harwin.com

THIS DRAWING AND ANY INFORMATION OR DESCRIPTIVE MATTER SET OUT HEREON ARE CONFIDENTIAL AND COPYRIGHT PROPERTY OF THE HARWIN GROUP AND MUST NOT BE DISCLOSED, LOANED, COPIED OR USED FOR MANUFACTURING, TENDERING OR FOR ANY OTHER PURPOSE WITHOUT THEIR WRITTEN PERMISSION.

TOLERANCES

X. = ±1mm
X.X = ±0.50mm
X.XX = ±0.20mm
X.XXX = ±0.01mm

ANGLES = ±5°
UNLESS STATED

MATERIAL: SEE ABOVE

FINISH: SEE ABOVE

S/AREA: mm²

TITLE: G125 SERIES SINGLE-ENDED FEMALE LATCHED CRIMP CONNECTOR WITH TWISTED PAIR

DRAWING NUMBER: **G125-FDXXX05L0-XXXXL**

SHT 4 OF 4