

Customer Information Sheet

DRAWING No.: G125-FDXXX05L0-XXXXF


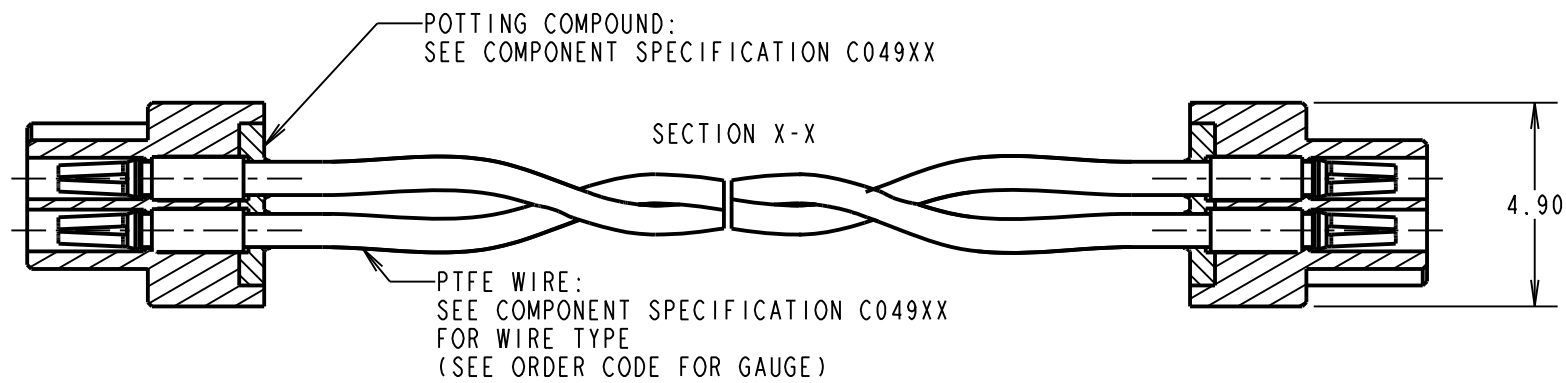
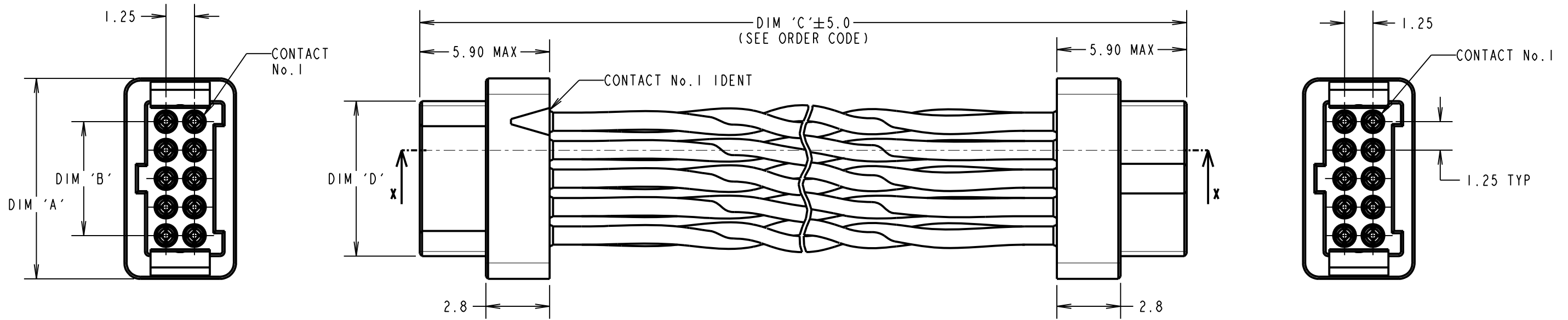
IF IN DOUBT - ASK

©

NOT TO SCALE

THIRD ANGLE PROJECTION

ALL DIMENSIONS IN mm



PATENTED TECHNOLOGY

NOTES:

- CABLE ASSEMBLIES ARE BULK PACKED IN BAGS.
- CUSTOM LENGTH CABLE ASSEMBLIES CAN BE PRODUCED FROM 60mm TO 9999mm.
- FOR COMPLETE SPECIFICATION, SEE COMPONENT SPECIFICATIONS C049XX AND C125XX (LATEST ISSUE).
- WIRING OF CONNECTOR:
CONTACT 1 TO CONTACT 1,
CONTACT 2 TO CONTACT 2, ETC.
SEE TABLE 2 FOR TWISTED PAIR CONFIGURATION.

TABLE 1

DIMENSION	MEASUREMENT
DIM 'A'	(TOTAL No. OF CONTACTS - 2) x 0.625 + 3.8
DIM 'B'	(TOTAL No. OF CONTACTS - 2) x 0.625
DIM 'D'	(TOTAL No. OF CONTACTS - 2) x 0.625 + 1.8

EXAMPLE PART No.:

- 10 CONTACT CONNECTOR WITH 150mm OF 26AWG WIRE = G125-FD11005L0-0150F
- 50 CONTACT CONNECTOR WITH 450mm OF 28AWG WIRE = G125-FD25005L0-0450F

TABLE 2

WIRING FOR EXAMPLE PART No. G125-FD1100510-0150F

TWISTED PAIR No.	CONNECTOR 1 PIN No.	CONNECTOR 2 PIN No.	TURNS PER INCH	WIRE COLOUR
1	1	1	3	WHITE & GREEN
	6	6		
2	2	2	2	WHITE & RED
	7	7		
3	3	3	3	WHITE & GREEN
	8	8		
4	4	4	2	WHITE & RED
	9	9		
5	5	5	3	WHITE & GREEN
	10	10		

FOR CONNECTORS WITH MORE THAN 10 CONTACTS, CONTINUE TWIST & CABLE PIN OUT CONVENTION IN THE SAME PATTERN. IE. TWISTED PAIR BETWEEN CONTACT X & CONTACT X

ORDER CODE:

G125-FDXXX05L0-XXXXF

26 AWG = 1
28 AWG = 2

DIM 'C' LENGTH:
0060 = 60mm MIN
9999 = 9999mm MAX

TOTAL No. OF CONTACTS:
06, 10, 12, 16,
20, 26, 34, 50

RTP	3	13.01.21	30279
NAME	ISS.	DATE	CN/CO
APPROVED: R.PORTLOCK			
CHECKED: M.RUDKIN			
DRAWN: R.PORTLOCK			
CUSTOMER REF.:			
ASSEMBLY DRG:			



www.harwin.com
technical@harwin.com

THIS DRAWING AND ANY INFORMATION OR DESCRIPTIVE MATTER SET OUT HEREON ARE CONFIDENTIAL AND COPYRIGHT PROPERTY OF THE HARWIN GROUP AND MUST NOT BE DISCLOSED, LOANED, COPIED OR USED FOR MANUFACTURING, TENDERING OR FOR ANY OTHER PURPOSE WITHOUT THEIR WRITTEN PERMISSION.

TOLERANCES
X. = ±1mm
X.X = ±0.50mm
X.XX = ±0.20mm
X.XXX = ±0.01mm
ANGLES = ±5°
UNLESS STATED

MATERIAL:
SEE ABOVE
FINISH: SEE ABOVE
S/AREA: mm²

TITLE: G125 SERIES DOUBLE-ENDED FEMALE LATCHED CRIMP CONNECTOR WITH TWISTED PAIR

DRAWING NUMBER:
G125-FDXXX05L0-XXXXF